

Spezialdrahtseile
Special Wire Ropes



The Catalog

2011 / 2012

inch/lbs included

NEW
DIEPA B 75

DIEPA
Drahtseilwerk Dietz
GmbH & Co. KG
D-96456 Neustadt/Cbg.

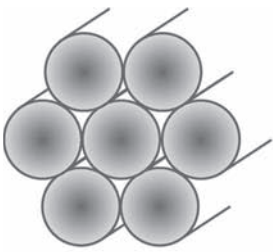
DIEPA-Special Wire Ropes

Diepa[®] is a registered trademark

Diepa[®] is an acronym for Dietz - Patent

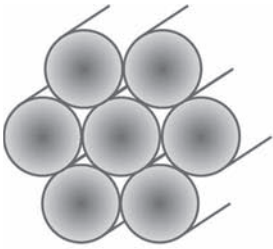


- Founded 1873
- The manufacturing and further development of DIEPA Special Wire Ropes take place
 - in factory grounds of approx. 600 000 square foot (approx. 60 000 m²)
 - in 17 manufacturing halls with approx. 490 000 square foot (approx. 49 000 m²) production area



Index

	Page
The special characteristics of DIEPA Special Wire Ropes	2
Selecting a rotation resistant or a non-rotation resistant rope	3
Overview of rotation resistant DIEPA Special Wire Ropes	4
Selecting a rotation resistant DIEPA Special Wire Rope	5
Overview of non-rotation resistant DIEPA Special Wire Ropes	6
Selecting a non-rotation resistant DIEPA Special Wire Rope	7
DIEPA B 40 / B 45	(inch/lbs see Page 48) 8
DIEPA B 50 / B 53 / B 55 / B 58	(inch/lbs see Page 49) 10
DIEPA B 50 / B 55 – 71 mm - 120 mm –	(inch/lbs see Page 49) 12
DIEPA B 60 / B 63 / B 65 / B 68	(inch/lbs see Page 50) 14
DIEPA B 70 / B 73 / B 75 / B 78 – NEW –	(inch/lbs see Page 51) 17
DIEPA D 915 CZ	(inch/lbs see Page 52) 18
DIEPA P 825 / S 321	(inch/lbs see Page 53) 20
DIEPA PZ 371	(inch/lbs see Page 54) 22
DIEPA Z 371 – 76 mm - 100 mm –	(inch/lbs see Page 54) 24
DIEPA H 40 / H 43	(inch/lbs see Page 55) 26
DIEPA H 50 / H 53	(inch/lbs see Page 56) 28
DIEPA Special Wire Ropes for Specific Applications	31
DIEPA Super 3	(inch/lbs see Page 57) 32
DIEPA Super 4	(inch/lbs see Page 57) 34
DIEPA D 1200 Z	(inch/lbs see Page 58) 36
DIEPA D 1318 Z / D 1318 CZ / D 1318 ZP / D 1318 CZP ..	(inch/lbs see Page 59) 38
DIEPA K 114	(inch/lbs see Page 60) 40
DIEPA PZ 299 / Z 299	(inch/lbs see Page 61) 42
DIEPA S 417	(inch/lbs see Page 62) 44
DIEPA W 40	(inch/lbs see Page 63) 46
Previous DIEPA Special Wire Ropes	64
General information about this catalogue	64




The Special Characteristics of DIEPA Special Wire Ropes

- Only high quality **wires** are used. The tolerances of these wires are more restricted than those allowed under the standards for wires. Additionally, our suppliers are required to supply wires with higher values in torsion and bending.

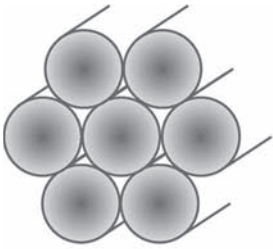
For ropes with **plastic inserts**, only that plastic material which offers the best mechanical and performance capabilities, the polyamide, is selected. And from within the polyamide family only the best performing is used, namely the Polyamide 12.

- Together with a well known petrochemical company, a special **lubricant** was developed. This lubricant is especially effective against corrosion over a long period of time. The inner parts of the rope, „the rope’s critical area“, are thoroughly bathed with this special lubricant during their individual stranding.
- Self designed and constructed stranding machines, closing machines, and aggregates provide for **highest stranding precision**. A very extensive number of modern machinery is available. Therefore, every rope in each of the offered diameters, can be manufactured with the highest quality, in the most appropriate machine.
- The different constructions of DIEPA Special Wire Ropes are especially designed for **specific applications**. Our many decades of experience allow us to recommend the most appropriate rope.
- Because of their special construction and solid structure, DIEPA Special Wire Ropes are **less affected** by higher rope strain from the rope’s reeving system, the inappropriate handling of the rope, the installing of the rope, or during applications under critical conditions.



Long rope’s service life
+ High rope’s safety throughout its service life

= Profitability



Selecting a rotation resistant or a non-rotation resistant rope

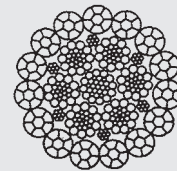
The most important decision to make when selecting a wire rope is:

„Which type do I choose – a rotation resistant or a non-rotation resistant rope?”

This decision must be made very carefully. There is no room for error. Short rope life, changes to the structure of the rope, abrupt and unexpected failure of the rope, etc., could result from an incorrect choice.

A rotation resistant rope must be selected when:


- Lifting an unguided load on a single fall
 - Lifting an unguided load on several falls at a great lifting height
- see page 5 – „Selecting a rotation resistant DIEPA Special Wire Rope”



Rotation resistant ropes can work with or without a swivel.

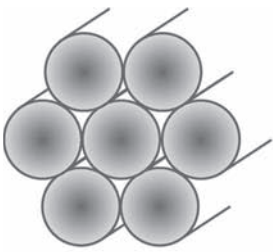
A non-rotation resistant rope must be selected when

- Lifting a guided load
 - Lifting an unguided load on several falls at a small lifting height (e.g. Electric Overhead Travelling Cranes)
 - Lifting loads with right-handed and left-handed ropes operating in pairs
- see page 7 – „Selecting a non-rotation resistant DIEPA Special Wire Rope”



Non-rotation resistant ropes must not be used with a swivel.

We would be pleased to assist in selecting the optimum rope for your application.



Overview rotation resistant DIEPA Special Wire Ropes

non-compacted outer strands

mm / inch

DIEPA B 40 (DIEPA D 1315)	Ordinary lay	Page 8 / 48
DIEPA B 45 (DIEPA D 1315 C)	Lang lay	Page 8 / 48

compacted outer strands – high breaking force

DIEPA B 50 (DIEPA D 1315 Z)	Ordinary lay	Page 10 / 49
DIEPA B 53 (DIEPA D 1315 ZP)	Ordinary lay with plastic insert	Page 10 / 49
DIEPA B 55 (DIEPA D 1315 CZ)	Lang lay	Page 10 / 49
DIEPA B 58 (DIEPA D 1315 CZP)	Lang lay with plastic insert	Page 10 / 49

compacted outer strands – very high breaking force

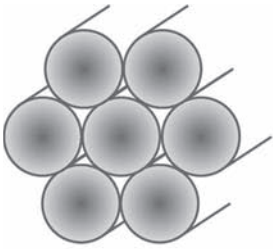
DIEPA B 60	Ordinary lay	Page 14 / 50
DIEPA B 63	Ordinary lay with plastic insert	Page 14 / 50
DIEPA B 65	Lang lay	Page 14 / 50
DIEPA B 68	Lang lay with plastic insert	Page 14 / 50

compacted outer strands – extremely high breaking force

DIEPA B 70	Ordinary lay	Page 17 / 51
DIEPA B 73	Ordinary lay with plastic insert	Page 17 / 51
DIEPA B 75	Lang lay	Page 17 / 51
DIEPA B 78	Lang lay with plastic insert	Page 17 / 51

for tower cranes

DIEPA D 915 CZ	Lang lay	Page 18 / 52
-----------------------	-----------------	--------------



Selecting a rotation resistant DIEPA Special Wire Rope

All DIEPA Special Wire Ropes listed in page 4 can be **used universally** and therefore can be employed in many different types of lifting appliances requiring a rotation resistant rope. **It simplifies selecting the rope.**

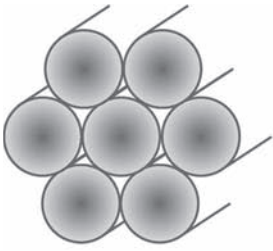
Examples:

Hoisting rope for mobile cranes, telescopic cranes, crawlers, off-shore cranes, EOTs with a single fall, ship deck cranes, etc.

For single-layer coiling on the drum:	DIEPA B 40 (DIEPA D 1315) DIEPA B 50 (DIEPA D 1315Z) DIEPA B 60
For multi-layer coiling on the drum:	Every rotation resistant rope listed in page 4, whereby ropes in Lang's lay and/or with compacted outer strands have a longer service life.
For tower cranes:	DIEPA D 915 CZ DIEPA B 55 (DIEPA D 1315CZ) DIEPA B 65

The final decision in selecting a rope from one from the above three groups shall be made based on the **required breaking force.**

	mm / inch	
For specific application (if necessary contact us):	DIEPA Super 3	Page 32 / 57
	DIEPA Super 4	Page 34 / 57
	DIEPA D 1200 Z	Page 36 / 58
	DIEPA D 1318 Z	Page 38 / 59
	DIEPA D 1318 CZ	Page 38 / 59
	DIEPA D 1318 ZP	Page 38 / 59
	DIEPA D 1318 CZP	Page 38 / 59



Overview
non-rotation resistant
DIEPA Special Wire Ropes

non-compacted outer strands

DIEPA P 825

Ordinary lay
with plastic insert

mm / inch
Page 20 / 53

DIEPA S 321

Ordinary lay
in hot environments

Page 20 / 53

compacted outer strands – high breaking force

DIEPA PZ 371

Ordinary lay
with plastic insert

Page 22 / 54

compacted outer strands – very high breaking force

DIEPA H 40 (DIEPA SKZ 8)

Ordinary lay

Page 26 / 55

DIEPA H 43 (DIEPA SKZ 8 P)

Ordinary lay
with plastic insert

Page 26 / 55

compacted outer strands – extremely high breaking force

DIEPA H 50

Ordinary lay

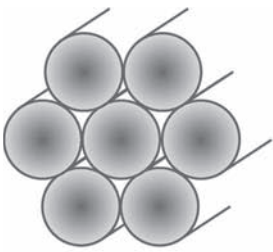
Page 28 / 56

DIEPA H 53

Ordinary lay
with plastic insert

Page 28 / 56

Every non-rotation resistant rope can also be manufactured in Lang lay.
Please contact us.



Selecting a **non-rotation resistant** **DIEPA Special Wire Rope**

All non-rotation resistant DIEPA Special Wire Ropes listed in page 6 can be **used universally** and therefore can be employed in many different types of lifting appliances which require a non-rotation resistant rope. **It simplifies selecting the rope.**

<p>For single-layer coiling on the drum:</p> <p>Examples: Indoor cranes, overhead travel cranes, floating dredges, mill's work cranes, etc.</p>	<p>DIEPA P 825 DIEPA S 321 (in hot environments) DIEPA PZ 371 DIEPA H 40 (DIEPA SKZ 8) DIEPA H 43 (DIEPA SKZ 8 P)</p>
--	--

<p>For multi-layer coiling:</p> <p>Example: Boom hoist rope</p>	<p>DIEPA PZ 371 DIEPA H 40 (DIEPA SKZ 8) DIEPA H 43 (DIEPA SKZ 8 P) DIEPA H 50 DIEPA H 53</p>
--	--

The final decision in selection the rope in one of the above two groups shall be made based on the **required breaking force**.

		mm / inch
<p>For specific applications (if necessary contact us):</p>	<p>DIEPA K 114 DIEPA PZ 299 DIEPA S 417 DIEPA W 40 (DIEPA ZV 831)</p>	<p>Page 40 / 60 Page 42 / 61 Page 44 / 62 Page 46 / 63</p>

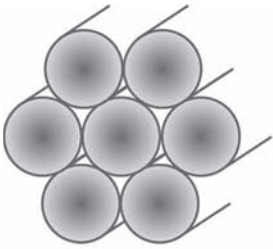
**DIEPA B 40 (DIEPA D 1315)**

Ordinary lay


**DIEPA B 45 (DIEPA D 1315 C)**

Lang lay

Nom. rope Ø mm	Metallic cross-section mm ²	Nominal length mass kg/100m	Minimum breaking force					
			Rope grade 1770 N/mm ²		Rope grade 1960 N/mm ²		Rope grade 2160 N/mm ²	
			kp	kN	kp	kN	kp	kN
4	8.2	7	1 100	11.3	1 200	12.5	1 350	13.3
5	12.8	11	1 750	17.7	1 950	19.5	2 100	20.7
6	18.4	16	2 550	25.4	2 800	28.1	3 000	29.8
6.5	21.6	19	3 000	29.8	3 350	33.0	3 550	35.0
7	25.1	22	3 500	34.6	3 900	38.3	4 100	40.6
7.5	28.8	25	4 000	39.7	4 450	44.0	4 700	46.6
8	32.7	28	4 550	45.2	5 050	49.5	5 400	53.0
8.5	36.9	32	5 150	51.0	5 700	56.5	6 050	59.9
9	41.4	36	5 800	57.2	6 400	62.8	6 800	67.0
9.5	46.2	40	6 450	63.7	7 150	70.6	7 600	74.8
10	51.4	44	7 200	70.6	7 950	78.0	8 450	82.9
11	63.6	55	8 850	86.8	9 900	97.1	10 450	103
12	75.4	65	10 550	103	11 700	115	12 400	122
13	87.0	75	12 200	120	13 550	133	14 300	140
14	100.9	87	14 150	139	15 700	154	16 600	163
15	114.8	99	16 100	158	17 900	176	18 900	185
16	130.3	113	18 250	179	20 300	199	21 450	210
17	147.7	128	20 700	203	23 000	226	24 300	238
18	164.9	143	23 100	227	25 700	252	27 150	266
19	185.3	160	26 000	255	28 850	283	30 550	300
20	205.2	177	28 750	282	31 950	313	33 800	332
21	226.4	196	31 750	311	35 250	346	37 350	366
22	247.6	214	34 700	340	38 600	379	40 800	400
23	270.2	234	37 900	372	42 100	413	44 550	437
24	293.9	254	41 250	405	45 800	449	48 450	475
25	320.1	277	44 900	440	49 900	490	52 800	518
26	344.7	298	48 350	474	53 700	527	56 850	558
27	374.0	324	52 450	515	58 300	572	61 650	605
28	401.5	347	56 350	553	62 600	614	66 200	649
29	430.9	373	60 450	593	67 150	659	71 050	697
30	462.5	400	64 900	637	72 150	708	76 300	749
31	492.6	426	69 100	678	76 800	753	81 250	797
32	525.6	455	73 750	723	81 950	804	86 700	851
33	556.5	481	78 100	766	86 800	852	91 800	901
34	591.1	511	82 950	814	92 150	904	97 500	956
35	623.6	539	87 500	858	97 250	954	102 850	1009
36	664.0	574	93 200	914	103 550	1016	109 500	1074
37	698.3	604	98 000	961	108 900	1068	115 200	1130
38	737.7	638	103 500	1015	115 050	1129	121 650	1193
39	775.4	671	108 800	1067	120 900	1186	127 900	1255
40	817.4	707	114 700	1125	127 450	1250	134 850	1323
41	859.4	743	120 600	1183	134 000	1315	141 750	1391
42	901.1	779	126 450	1240	140 550	1379	148 650	1458
43	941.7	815	132 200	1297	146 850	1441	155 350	1524
44	988.6	855	138 750	1361	154 200	1513	163 050	1600
45	1032.7	893	144 950	1422	161 050	1580	170 350	1671
46	1084.5	938	152 250	1494	169 150	1659	178 900	1755
47	1130.9	978	158 750	1557	176 350	1730	186 550	1830
48	1177.6	1019	165 300	1622	183 650	1802	194 250	1906
49	1223.2	1058	171 700	1684	190 750	1871	201 800	1980
50	1278.8	1106	179 500	1761	199 450	1957	210 950	2069
51	1330.1	1151	186 700	1836	207 450	2033	219 450	2155
52	1382.8	1196	194 100	1909	215 700	2114	228 150	2240
53	1436.4	1243	201 650	1984	224 050	2196	237 000	2327
54	1491.2	1290	209 350	2058	232 550	2280	246 000	2416
55	1546.9	1338	217 150	2136	241 250	2365	255 200	2506
56	1603.7	1387	225 100	2214	250 100	2452	264 600	2598



Spezialdrahtseile Special Wire Ropes



DIEPA B 40
(DIEPA D 1315)
Ordinary lay

DIEPA B 45
(DIEPA D 1315 C)
Lang lay

Number of load-bearing
wires in the outer strands: 105

Total number of wires: 328 (up Ø 11 mm)

inch/lbs – see page 48

Calculated breaking force =
Minimum breaking force : Spinning loss factor

Fill factor - 0.6511
Spinning loss factor - 0.7800 at 1770 N/mm²
1960 N/mm²
0.7500 at 2160 N/mm²

Nom. rope Ø mm	Metallic cross-section mm ²	Nominal length mass kg/100m	Rope grade 1770 N/mm ²		Rope grade 1960 N/mm ²		Rope grade 2160 N/mm ²	
			kp	kN	kp	kN	kp	kN
57	1661.5	1437	233 250	2294	259 150	2540	274 100	2692
58	1720.3	1488	241 450	2375	268 350	2630	283 800	2787
59	1780.1	1540	249 900	2458	277 650	2721	293 700	2884
60	1840.9	1592	258 450	2541	287 150	2814	303 750	2982
61	1902.8	1646	267 150	2627	296 800	2909	313 950	3083
62	1965.7	1700	275 950	2714	306 600	3005	324 300	3185
63	2029.6	1756	284 900	2802	316 600	3103	334 850	3288
64	2094.6	1812	294 050	2891	326 700	3202	345 600	3393
65	2160.6	1869	303 300	2983	337 000	3303	356 450	3500
66	2227.5	1927	312 700	3076	347 450	3405	367 500	3608
67	2295.6	1986	322 250	3169	358 050	3509	378 750	3719
68	2364.6	2045	331 950	3264	368 850	3615	390 150	3831
69	2434.7	2106	341 750	3361	379 750	3722	401 700	3944
70	2505.7	2167	351 750	3459	390 850	3831	413 400	4059

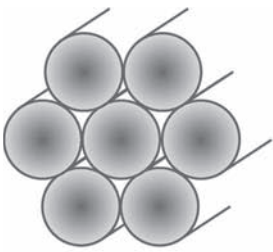


DIEPA B 50 (DIEPA D 1315 Z) **DIEPA B 53** (DIEPA D 1315 ZP) Ordinary lay




DIEPA B 55 (DIEPA D 1315 CZ) **DIEPA B 58** (DIEPA D 1315 CZP) Lang lay

Nom. rope Ø mm	Metallic cross-section mm²	Nominal length mass kg/100m	Minimum breaking force					
			Rope grade 1770 N/mm²		Rope grade 1960 N/mm²		Rope grade 2160 N/mm²	
			kp	kN	kp	kN	kp	kN
4	9.0	8	1 300	13.3	1 450	14.7	1 550	15.8
5	14.0	12	2 050	20.7	2 300	23.0	2 450	24.7
6	20.2	17	3 000	29.9	3 300	33.1	3 550	35.6
6.5	23.7	21	3 500	35.0	3 900	38.8	4 200	41.7
7	27.5	24	4 050	40.6	4 550	45.0	4 850	48.4
7.5	31.6	27	4 700	46.7	5 250	51.7	5 600	55.6
8	35.9	31	5 350	53.1	5 950	58.8	6 400	63.2
8.5	40.5	35	6 050	59.9	6 750	66.4	7 250	71.4
9	45.5	39	6 800	67.2	7 550	74.4	8 150	80.0
9.5	50.6	44	7 550	74.9	8 400	82.9	9 000	88.8
10	56.2	49	8 400	82.4	9 350	91.7	10 050	98.6
11	68.6	59	10 300	101	11 450	112	12 250	120
12	80.7	70	12 100	119	13 450	132	14 450	142
13	95.6	83	14 350	141	15 950	156	17 100	168
14	110.4	95	16 550	162	18 400	181	19 750	194
15	126.3	109	18 950	186	21 050	207	22 600	222
16	145.5	126	21 850	214	24 250	238	26 050	256
17	163.3	141	24 500	240	27 250	267	29 250	287
18	183.7	159	27 600	271	30 650	301	32 900	323
19	203.5	176	30 550	300	33 950	333	36 450	358
20	226.7	196	34 050	334	37 850	371	40 600	398
21	251.6	218	37 800	371	42 000	412	45 100	442
22	275.6	238	41 400	406	46 000	451	49 400	485
23	300.2	260	45 100	442	50 100	491	53 800	528
24	326.2	282	49 000	481	54 450	534	58 450	573
25	347.5	301	52 200	512	58 000	569	62 300	611
26	375.9	325	56 450	554	62 750	616	67 350	661
27	404.2	350	60 750	596	67 500	662	72 450	711
28	442.7	383	66 500	652	73 900	725	79 350	778
29	469.3	406	70 500	692	78 350	769	84 100	825
30	502.0	434	75 450	740	83 800	822	90 000	883
31	533.5	461	80 150	786	89 050	874	95 650	938
32	572.2	495	86 000	844	95 550	937	102 550	1006
33	607.4	525	91 250	895	101 400	995	108 900	1068
34	645.7	559	97 000	952	107 800	1058	115 750	1136
35	687.4	595	103 300	1013	114 750	1126	123 250	1209
36	727.3	629	109 300	1072	121 450	1191	130 400	1279
37	768.2	665	115 400	1132	128 250	1258	137 700	1351
38	810.3	701	121 750	1194	135 300	1327	145 250	1425
39	853.5	738	128 250	1258	142 500	1398	153 000	1501
40	897.9	777	134 900	1323	149 900	1471	160 950	1579
41	943.3	816	141 700	1390	157 500	1545	169 100	1659
42	989.9	856	148 750	1459	165 250	1621	177 450	1741
43	1037.6	898	155 900	1529	173 250	1700	186 000	1825
44	1086.4	940	163 250	1601	181 400	1780	194 750	1910
45	1136.4	983	170 750	1675	189 750	1861	203 750	1999
46	1187.4	1027	178 400	1750	198 250	1945	212 850	2088
47	1239.6	1072	186 250	1827	206 950	2030	222 250	2180
48	1292.9	1118	194 300	1906	215 850	2117	231 750	2273
49	1347.4	1165	202 450	1986	224 950	2207	241 550	2370
50	1402.9	1214	210 800	2068	234 250	2298	251 500	2467
51	1459.6	1263	219 350	2152	243 700	2391	261 650	2567
52	1517.4	1313	228 000	2237	253 350	2485	272 000	2668
53	1576.3	1364	236 850	2323	263 200	2582	282 600	2772
54	1636.4	1415	245 900	2412	273 250	2681	293 400	2878
55	1697.5	1468	255 100	2503	283 450	2781	304 350	2986
56	1759.8	1522	264 450	2594	293 850	2883	315 500	3095



Spezialdrahtseile Special Wire Ropes



DIEPA B 50
(DIEPA D 1315 Z)
Ordinary lay

DIEPA B 53
(DIEPA D 1315 ZP)
Ordinary lay
with plastic insert

DIEPA B 55
(DIEPA D 1315 CZ)
Lang lay

DIEPA B 58
(DIEPA D 1315 CZP)
Lang lay
with plastic insert

Number of load-bearing
wires in the outer strands: 105

Total number of wires: 328 (up Ø 11 mm)

inch/lbs – see page 49

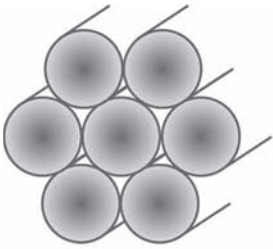
Calculated breaking force =
Minimum breaking force : Spinning loss factor

Fill factor - 0.7145
Spinning loss factor - 0.8350 at 1770 N/mm²
1960 N/mm²
0.8150 at 2160 N/mm²

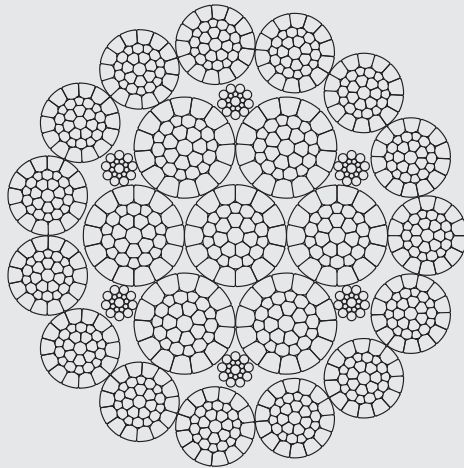
Nom. rope Ø mm	Metallic cross-section mm ²	Nominal length mass kg/100m	Rope grade 1770 N/mm ²		Rope grade 1960 N/mm ²		Rope grade 2160 N/mm ²	
			kp	kN	kp	kN	kp	kN
57	1823.2	1577	274 000	2695	304 400	2984	326 850	3209
58	1887.8	1633	283 650	2790	315 250	3090	338 450	3324
59	1953.4	1690	293 550	2887	326 150	3197	350 200	3438
60	2020.2	1747	303 600	2986	337 300	3307	362 150	3557
61	2088.1	1806	313 800	3086	348 650	3418	374 350	3676
62	2157.1	1866	324 150	3188	360 200	3530	386 750	3797
63	2227.3	1927	334 750	3292	371 950	3645	399 350	3921
64	2298.5	1988	345 400	3397	383 800	3762	412 100	4046
65	2370.9	2051	356 300	3504	395 900	3880	425 100	4174
66	2444.4	2114	367 400	3613	408 150	4000	438 250	4303
67	2519.1	2179	378 550	3723	420 650	4122	451 600	4434
68	2594.8	2245	389 950	3835	433 300	4247	465 200	4568
69	2671.7	2311	401 550	3949	446 100	4373	479 000	4703
70	2749.7	2379	413 250	4064	459 150	4500	492 950	4840

**DIEPA B 50** (DIEPA D 1315 Z) Ordinary lay**DIEPA B 55** (DIEPA D 1315 CZ) Lang lay

Nom. rope Ø mm	Metallic cross-section mm ²	Nominal length mass kg/100m	Minimum breaking force			
			Rope grade 1770 N/mm ²		Rope grade 1960 N/mm ²	
			kp	kN	kp	kN
71	2828.8	2447	425 100	4181	472 400	4630
72	2909.1	2516	437 200	4299	485 800	4761
73	2990.5	2587	449 400	4420	499 350	4894
74	3073.0	2658	461 800	4542	513 100	5029
75	3156.6	2730	474 400	4665	527 100	5166
76	3241.3	2804	487 100	4790	541 250	5305
77	3327.2	2878	500 000	4917	555 600	5445
78	3414.1	2953	513 100	5046	570 100	5588
79	3502.3	3029	526 350	5176	584 850	5731
80	3591.5	3107	539 750	5308	599 700	5878
81	3681.8	3185	553 350	5442	614 850	6025
82	3773.3	3264	567 050	5577	630 100	6176
83	3865.9	3344	581 000	5714	645 550	6327
84	3959.6	3425	595 100	5852	661 200	6480
85	4054.4	3507	609 300	5992	677 050	6636
86	4150.4	3590	623 750	6134	693 050	6793
87	4247.5	3674	638 350	6278	709 250	6951
88	4345.7	3759	653 100	6423	725 650	7113
89	4445.0	3845	668 050	6570	742 300	7275
90	4545.5	3932	683 150	6718	759 050	7439
91	4647.0	4020	698 400	6868	776 000	7605
92	4749.7	4109	713 850	7020	793 150	7773
93	4853.5	4198	729 450	7173	810 500	7943
94	4958.5	4289	745 200	7329	828 000	8115
95	5064.5	4381	761 150	7485	845 750	8289
96	5171.7	4474	777 300	7644	863 600	8464
97	5280.0	4567	793 550	7804	881 750	8641
98	5389.5	4662	810 000	7965	900 000	8820
99	5500.0	4758	826 650	8129	918 500	9001
100	5611.7	4854	843 400	8294	937 100	9184
101	5724.5	4952	860 350	8460	955 900	9369
102	5838.4	5050	877 500	8629	974 950	9555
103	5953.4	5150	894 750	8799	994 150	9744
104	6069.6	5250	912 200	8970	1 013 600	9933
105	6186.9	5352	929 850	9144	1 033 150	10125
106	6305.3	5454	947 650	9319	1 052 950	10319
107	6424.8	5557	965 600	9496	1 072 900	10515
108	6545.5	5662	983 750	9673	1 093 050	10712
109	6667.2	5767	1 002 050	9854	1 113 350	10912
110	6790.1	5873	1 020 500	10036	1 133 900	11113
111	6914.2	5981	1 039 150	10219	1 154 600	11316
112	7039.3	6089	1 057 950	10404	1 175 550	11520
113	7165.6	6198	1 076 950	10590	1 196 600	11727
114	7292.9	6308	1 096 100	10779	1 217 850	11935
115	7421.5	6420	1 115 400	10969	1 239 300	12146
116	7551.1	6532	1 134 850	11160	1 261 000	12358
117	7681.8	6645	1 154 550	11353	1 282 850	12572
118	7813.7	6759	1 174 350	11548	1 304 850	12788
119	7946.7	6874	1 194 350	11745	1 327 050	13006
120	8080.8	6990	1 214 500	11943	1 349 450	13225



Spezialdrahtseile
Special Wire Ropes



DIEPA B 50

(DIEPA D 1315 Z)

Ordinary lay

DIEPA B 55

(DIEPA D 1315 CZ)

Lang lay

inch/lbs – see page 49

Calculated breaking force =
Minimum breaking force : Spinning loss factor

Fill factor - 0.7145
Spinning loss factor - 0.8350

The technical data and the cross section of the rope shown in this data list were the latest at time to printing.

Because of our continuous research and development, it could be possible that changes will occur.

Rope grade 2160 N/mm² on request.

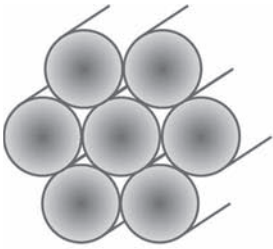
**DIEPA B 60****DIEPA B 63**

Ordinary lay


**DIEPA B 65****DIEPA B 68**

Lang lay

Nom. rope Ø mm	Metallic cross-section mm ²	Nominal length mass kg/100m	Minimum breaking force					
			Rope grade 1770 N/mm ²		Rope grade 1960 N/mm ²		Rope grade 2160 N/mm ²	
			kp	kN	kp	kN	kp	kN
12	83.0	72	12 550	123	13 950	137	15 000	148
13	98.3	85	14 900	147	16 550	162	17 750	175
14	113.5	98	17 200	169	19 100	188	20 500	202
15	129.8	112	19 650	194	21 900	215	23 500	232
16	149.6	130	22 650	223	25 200	248	27 100	266
17	167.9	145	25 450	250	28 300	278	30 400	299
18	188.8	163	28 650	281	31 850	313	34 200	337
19	209.2	181	31 750	312	35 300	347	37 950	373
20	233.0	201	35 400	347	39 300	386	42 200	416
21	258.6	224	39 250	386	43 650	428	46 900	461
22	283.3	245	43 000	422	47 800	470	51 350	505
23	308.6	267	46 850	460	52 050	512	55 900	550
24	335.3	290	50 950	500	56 600	556	60 800	598
25	357.2	309	54 250	532	60 250	592	64 800	637
26	386.4	334	58 700	577	65 250	640	70 050	689
27	415.5	360	63 150	620	70 150	689	75 350	740
28	455.1	394	69 150	678	76 850	754	82 500	811
29	482.4	417	73 300	719	81 500	800	87 450	860
30	516.1	446	78 450	770	87 200	856	93 550	919
31	548.4	474	83 350	818	92 600	909	99 450	977
32	588.2	509	89 400	877	99 350	975	106 700	1048
33	624.4	540	94 900	931	105 450	1035	113 250	1113
34	663.8	575	100 900	990	112 100	1100	120 450	1183
35	706.6	612	107 400	1054	119 350	1171	128 200	1258
36	747.7	647	113 650	1115	126 300	1240	135 650	1332
37	789.7	684	120 050	1178	133 400	1309	143 300	1406
38	833.0	721	126 650	1243	140 700	1381	151 100	1483
39	877.4	759	133 400	1309	148 250	1455	159 200	1562
40	923.0	799	140 350	1377	155 900	1530	167 450	1643
41	969.7	839	147 450	1446	163 800	1608	175 950	1727
42	1017.6	880	154 700	1518	171 900	1687	184 600	1812
43	1066.7	923	162 150	1591	180 200	1769	193 500	1899
44	1116.8	966	169 800	1666	188 650	1851	202 650	1989
45	1168.2	1011	177 600	1743	197 350	1936	212 000	2080
46	1220.6	1056	185 600	1821	206 200	2023	221 500	2173
47	1274.3	1102	193 750	1901	215 300	2113	231 200	2269
48	1329.1	1149	202 100	1983	224 550	2203	241 150	2366
49	1385.1	1198	210 600	2067	234 000	2296	251 300	2466
50	1442.2	1248	219 300	2152	243 650	2391	261 650	2567
51	1500.5	1298	228 150	2239	253 500	2488	272 250	2672
52	1559.9	1350	237 150	2327	263 550	2586	283 050	2778
53	1620.4	1402	246 400	2417	273 800	2687	294 050	2885
54	1682.2	1455	255 750	2510	284 250	2788	305 250	2995
55	1745.0	1509	265 400	2603	294 900	2893	316 700	3107
56	1809.1	1565	275 100	2699	305 700	2999	328 300	3221
57	1874.2	1621	285 000	2803	316 700	3105	340 100	3340
58	1940.7	1679	295 100	2902	327 900	3214	352 150	3459
59	2008.1	1737	305 350	3004	339 300	3326	364 400	3578
60	2076.8	1796	315 800	3106	350 900	3440	376 850	3701
61	2146.6	1857	326 450	3211	362 700	3555	389 550	3825
62	2217.5	1918	337 200	3317	374 700	3673	402 400	3951
63	2289.7	1981	348 200	3424	386 900	3792	415 550	4080
64	2362.9	2044	359 300	3534	399 300	3913	428 800	4211
65	2437.3	2108	370 650	3646	411 850	4037	442 350	4343



Spezialdrahtseile Special Wire Ropes



DIEPA B 60

Ordinary lay

DIEPA B 63

Ordinary lay
with plastic insert

DIEPA B 65

Lang lay

DIEPA B 68

Lang lay
with plastic insert

Number of load-bearing
wires in the outer strands: 105

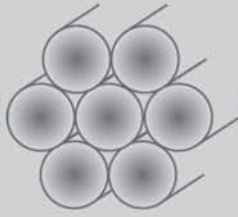
Total number of wires: 328

inch/lbs – see page 50




Calculated breaking force =
Minimum breaking force : Spinning loss factor

Fill factor - 0.7357
Spinning loss factor - 0.8450 at 1770 N/mm²
1960 N/mm²
0.8250 at 2160 N/mm²

Nom. rope Ø mm	Metallic cross-section mm ²	Nominal length mass kg/100m	Rope grade 1770 N/mm ²		Rope grade 1960 N/mm ²		Rope grade 2160 N/mm ²	
			kp	kN	kp	kN	kp	kN
66	2512.8	2173	382 150	3759	424 600	4162	456 050	4478
67	2589.6	2240	393 800	3873	437 600	4289	469 950	4615
68	2667.5	2308	405 650	3990	450 750	4418	484 100	4754
69	2746.5	2376	417 700	4108	464 100	4549	498 450	4894
70	2826.7	2446	429 900	4228	477 600	4681	512 950	5037

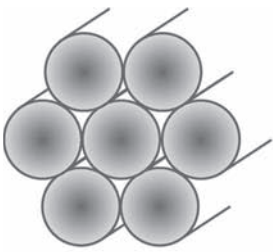


Spezialdrahtseile Special Wire Ropes



DIEPA
Drahtseilwerk Dietz
GmbH & Co. KG
D-96465 Neustadt bei Coburg

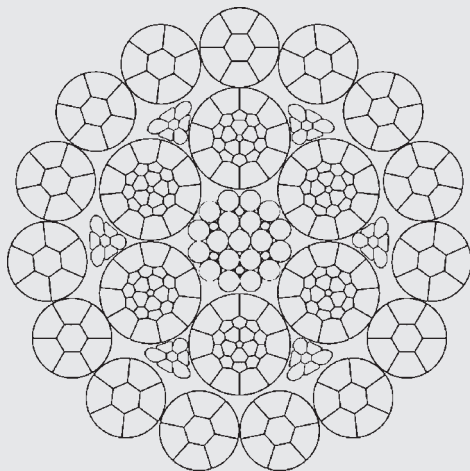
DIEPA Drahtseilwerk Dietz GmbH & Co. KG · Damaschkestrasse 30 · D-96465 Neustadt bei Coburg
Phone +49 (0) 9568 924-0 · Fax +49 (0) 9568 924-101 · eMail: info@diepa.de · www.diepa.de



Spezialdrahtseile Special Wire Ropes



Nom. rope Ø mm	Metallic cross-section mm ²	Nominal length mass kg/100m	Minimum breaking force					
			Rope grade 1770 N/mm ²		Rope grade 1960 N/mm ²		Rope grade 2160 N/mm ²	
			kp	kN	kp	kN	kp	kN
12	85.4	74	13.200	129	14.650	144	15.750	156
13	100.2	87	15.650	155	17.400	170	18.650	184
14	116.2	100	18.050	178	20.050	198	21.550	213
15	133.4	115	20.650	204	23.000	226	24.700	244
16	151.8	133	23.800	235	26.500	261	28.500	280
17	171.4	148	26.750	263	29.750	292	31.950	315
18	192.1	167	30.100	296	33.500	329	35.950	355
19	214.1	185	33.400	328	37.100	365	39.900	392
20	237.2	206	37.200	365	41.300	406	44.350	438
21	261.5	229	41.250	406	45.900	450	49.300	485
22	287.0	250	45.200	444	50.250	494	54.000	531
23	313.7	274	49.250	484	54.750	539	58.800	579
24	341.6	297	53.550	526	59.500	585	63.950	629
25	370.6	317	57.050	560	63.350	623	68.150	670
26	400.9	342	61.750	607	68.600	673	73.650	725
27	432.3	368	66.400	652	73.750	725	79.250	778
28	464.9	403	72.700	713	80.800	793	86.750	853



DIEPA B 70

Ordinary lay

DIEPA B 73

Ordinary lay
with plastic insert

DIEPA B 75

Lang lay

DIEPA B 78

Lang lay
with plastic insert

Number of load-bearing wires in the outer strands: 105

Total number of wires: 328

inch/lbs – see page 51

Calculated breaking force =
Minimum breaking force : Spinning loss factor

Fill factor - 0.7550
Spinning loss factor - 0.8450

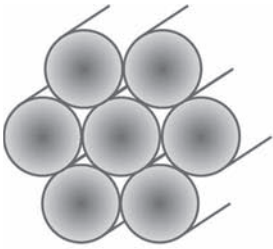
NEW
extremely high breaking force




DIEPA D 915 CZ Lang lay



Nom. rope Ø mm	Metallic cross-section mm ²	Nominal length mass kg/100m	Minimum breaking force			
			Rope grade 1770 N/mm ²		Rope grade 1960 N/mm ²	
			kp	kN	kp	kN
6	18.2	17	2 650	26.8	2 950	29.6
6.5	21.4	20	3 150	31.4	3 500	34.8
7	24.8	23	3 700	36.4	4 100	40.3
7.5	28.5	26	4 200	41.8	4 650	46.3
8	32.4	30	4 800	47.6	5 350	52.7
8.5	36.5	34	5 400	53.7	6 050	59.5
9	41.0	38	6 100	60.2	6 800	66.7
9.5	45.7	42	6 800	67.1	7 550	74.3
10	50.6	47	7 550	74.3	8 350	82.3
11	61.2	56	9 100	89.9	10 150	99.6
12	72.8	67	10 850	107	12 050	119
13	85.5	79	12 750	126	14 150	139
14	99.2	91	14 800	146	16 450	161
15	113.8	105	17 000	167	18 850	185
16	129.5	119	19 300	190	21 450	211
17	146.2	135	21 800	215	24 250	238
18	163.9	151	24 450	241	27 200	267
19	182.6	168	27 250	268	30 300	297
20	202.4	186	30 200	297	33 550	329
21	223.1	205	33 300	328	37 000	363
22	244.8	225	36 550	360	40 600	398
23	267.6	246	39 950	393	44 400	435
24	291.4	268	43 500	428	48 350	474
25	316.2	291	47 200	464	52 450	514
26	342.0	315	51 050	502	56 750	556
27	368.8	339	55 050	542	61 200	600
28	396.6	365	59 250	583	65 800	645
29	425.4	391	63 550	625	70 600	692
30	455.3	419	68 000	669	75 550	741
31	486.1	447	72 600	714	80 700	791
32	518.0	477	77 350	761	85 950	843
33	550.9	507	82 300	809	91 400	896
34	584.8	538	87 350	859	97 050	951
35	619.7	570	92 550	910	102 850	1008
36	655.6	603	97 900	963	108 800	1067
37	692.5	637	103 450	1018	114 950	1126
38	730.5	672	109 100	1073	121 200	1189
39	769.4	708	114 900	1130	127 650	1252
40	809.4	745	120 850	1189	134 300	1316



Spezialdrahtseile
Special Wire Ropes



DIEPA D 915 CZ

Lang lay

Number of load-bearing
wires in the outer strands: 105

Total number of wires: 186

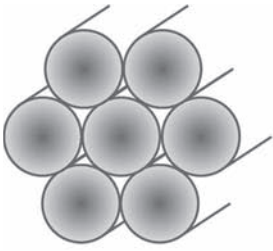
inch/lbs – see page 52

Calculated breaking force =
Minimum breaking force : Spinning loss factor


Fill factor - 0.6441
Spinning loss factor - 0.8300

**DIEPA P 825** Ordinary lay**DIEPA S 321** Ordinary lay

Nom. rope Ø mm	Metallic cross-section mm ²	Nominal length mass kg/100m	Minimum breaking force					
			Rope grade 1770 N/mm ²		Rope grade 1960 N/mm ²		Rope grade 2160 N/mm ²	
			kp	kN	kp	kN	kp	kN
4	7.8	7	1 150	11.7	1 300	13.0	1 400	14.1
5	12.2	11	1 850	18.3	2 000	20.2	2 200	22.0
6	17.6	16	2 650	26.3	2 950	29.2	3 200	31.7
6.5	20.7	19	3 100	30.9	3 450	34.2	3 750	37.3
7	24.0	22	3 600	35.8	4 000	39.7	4 350	43.2
7.5	27.5	25	4 150	41.1	4 600	45.6	5 050	49.6
8	29.6	27	4 450	43.7	4 950	48.6	5 400	53.4
8.5	35.3	33	5 350	52.8	5 950	58.5	6 450	63.7
9	38.4	35	5 800	56.9	6 450	63.3	7 000	69.3
9.5	44.1	41	6 650	66.0	7 400	73.1	8 050	79.6
10	46.0	42	6 950	68.2	7 750	76.0	8 400	83.0
11	58.3	54	8 800	86.3	9 800	96.1	10 650	105
12	71.5	65	10 850	106	12 050	118	13 100	129
13	82.1	76	12 450	122	13 850	136	15 050	148
14	92.0	85	13 950	137	15 500	152	16 850	166
15	111.6	103	16 900	166	18 800	184	20 450	201
16	125.8	116	19 050	187	21 250	208	23 050	227
17	140.9	130	21 400	210	23 750	233	25 800	254
18	158.6	146	24 100	236	26 750	262	29 050	286
19	174.9	161	26 550	260	29 500	289	32 100	316
20	193.1	178	29 350	288	32 600	320	35 400	348
21	211.9	195	32 150	315	35 750	351	38 900	382
22	241.9	223	36 750	361	40 850	401	44 400	437
23	262.1	241	39 800	390	44 250	434	48 100	473
24	283.5	261	43 050	422	47 850	469	52 050	511
25	309.8	285	47 100	462	52 300	513	56 900	559
26	333.4	307	50 650	497	56 300	552	61 200	601
27	354.4	326	53 850	528	59 850	587	65 050	640
28	389.1	358	59 100	580	65 700	645	71 450	701
29	415.5	382	63 150	620	70 200	689	76 300	749
30	444.4	409	67 550	663	75 050	736	81 600	802
31	471.3	434	71 650	703	79 600	781	86 500	850
32	499.4	459	75 900	745	84 350	827	91 700	901
33	540.6	497	82 200	806	91 300	896	99 250	975
34	573.5	528	87 200	855	96 900	951	105 300	1035
35	592.7	545	90 100	884	100 100	982	108 800	1069
36	638.8	588	97 100	953	107 900	1058	117 300	1152
37	671.9	618	102 150	1002	113 500	1113	123 400	1212
38	717.1	660	109 000	1069	121 150	1188	131 700	1293
39	750.6	691	114 150	1120	126 800	1244	137 850	1354
40	791.1	728	120 300	1180	133 650	1311	145 250	1427
41	826.1	760	125 600	1232	139 550	1369	151 700	1490
42	876.4	806	133 250	1307	148 050	1452	160 950	1581
43	916.9	844	139 400	1368	154 900	1520	168 400	1654
44	961.4	885	146 200	1434	162 450	1594	176 600	1734
45	990.2	911	150 550	1481	167 300	1640	181 850	1786
46	1039.3	956	158 050	1550	175 600	1723	190 850	1875
47	1080.2	994	164 250	1616	182 500	1789	198 350	1948
48	1124.8	1035	171 050	1678	190 050	1864	206 600	2029
49	1174.1	1080	178 500	1756	198 400	1944	215 600	2118
50	1223.0	1125	185 950	1824	206 600	2027	224 650	2206
51	1271.9	1170	193 400	1902	214 900	2107	233 600	2294
52	1307.7	1203	198 850	1951	220 950	2168	240 150	2359
53	1373.6	1264	208 850	2054	232 100	2275	252 250	2477
54	1429.5	1315	217 400	2133	241 550	2369	262 550	2578
55	1479.2	1361	224 950	2212	249 950	2450	271 700	2668
56	1556.8	1432	236 750	2323	263 050	2581	285 900	2808



Spezialdrahtseile Special Wire Ropes



DIEPA P 825

Ordinary lay
with plastic insert
- must not be used with a swivel -

DIEPA S 321

Ordinary lay
- must not be used with a swivel -

Number of load-bearing
wires in the outer strands: 152

Total number of wires: 321 (up Ø 15 mm)

inch/lbs – see page 53

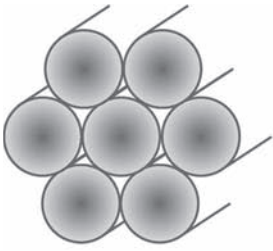
Calculated breaking force =
Minimum breaking force : Spinning loss factor

Fill factor - 0.6226
Spinning loss factor - 0.8450 at 1770 N/mm²
1960 N/mm²
0.8350 at 2160 N/mm²


Nom. rope Ø mm	Metallic cross-section mm ²	Nominal length mass kg/100m	Rope grade 1770 N/mm ²		Minimum breaking force Rope grade 1960 N/mm ²		Rope grade 2160 N/mm ²	
			kp	kN	kp	kN	kp	kN
57	1588.7	1462	241 600	2376	268 450	2631	291 800	2866
58	1663.7	1531	253 000	2482	281 100	2758	305 600	3001
59	1702.2	1566	258 850	2546	287 600	2819	312 650	3070
60	1782.1	1640	271 000	2659	301 150	2954	327 350	3214
61	1819.5	1674	276 700	2722	307 450	3013	334 200	3282
62	1879.7	1729	285 850	2811	317 600	3113	345 250	3390
63	1940.8	1786	295 150	2903	327 950	3214	356 500	3500
64	2002.9	1843	304 600	2996	338 450	3317	367 900	3612
65	2066.0	1901	314 200	3090	349 100	3421	379 500	3727
66	2130.0	1960	323 950	3186	359 950	3528	391 250	3842
67	2195.1	2019	333 850	3283	370 950	3635	403 200	3959
68	2261.1	2080	343 850	3382	382 100	3745	415 300	4078
69	2328.1	2142	354 050	3482	393 400	3856	427 600	4199
70	2396.1	2204	364 400	3584	404 900	3968	440 100	4321
71	2465.0	2268	374 850	3687	416 500	4082	452 750	4446
72	2534.9	2332	385 500	3792	428 350	4198	465 600	4572
73	2605.8	2397	396 300	3897	440 350	4315	478 650	4700
74	2677.7	2463	407 200	4005	452 450	4435	491 850	4830
75	2750.6	2531	418 350	4114	464 800	4555	505 250	4961

**DIEPA PZ 371** Ordinary lay

Nom. rope Ø mm	Metallic cross-section mm ²	Nominal length mass kg/100m	Minimum breaking force					
			Rope grade 1770 N/mm ²		Rope grade 1960 N/mm ²		Rope grade 2160 N/mm ²	
			kp	kN	kp	kN	kp	kN
4	8.5	8	1 250	12.8	1 400	14.1	1 550	15.4
5	13.3	12	1 950	19.9	2 250	22.1	2 400	24.0
6	19.1	17	2 850	28.7	3 200	31.8	3 450	34.6
6.5	22.4	20	3 400	33.7	3 750	37.3	4 100	40.6
7	26.0	23	3 950	39.1	4 350	43.3	4 750	47.1
7.5	29.8	27	4 500	44.9	5 050	49.7	5 500	54.1
8	33.9	30	5 150	51.0	5 700	56.5	6 250	61.6
8.5	38.3	34	5 800	57.6	6 500	63.8	7 050	69.5
9	42.9	38	6 500	64.6	7 250	71.5	7 850	77.9
9.5	47.8	43	7 300	72.0	8 100	79.7	8 800	86.5
10	53.0	47	8 050	79.8	9 000	88.4	9 750	96.6
11	64.1	57	9 750	96.9	10 850	107	11 800	117
12	76.3	68	11 600	115	12 950	128	14 050	139
13	89.6	80	13 650	135	15 200	150	16 500	163
14	103.9	92	15 850	156	17 600	173	19 150	188
15	119.3	106	18 200	179	20 250	199	22 000	217
16	135.7	121	20 700	204	23 000	226	25 050	246
17	153.2	136	23 400	230	26 000	255	28 300	278
18	171.8	153	26 250	258	29 150	286	31 700	312
19	191.4	170	29 200	288	32 500	319	35 350	347
20	212.1	189	32 400	319	36 000	354	39 150	385
21	233.8	208	35 700	352	39 700	389	43 150	424
22	256.6	228	39 200	386	43 600	428	47 350	465
23	280.4	250	42 850	422	47 600	468	51 750	509
24	305.4	272	46 700	459	51 850	509	56 400	554
25	331.3	295	50 650	498	56 300	552	61 150	601
26	358.4	319	54 800	539	60 900	597	66 150	650
27	386.5	344	59 100	581	65 650	643	71 400	701
28	415.6	370	63 550	626	70 600	693	76 750	754
29	445.9	397	68 200	671	75 750	743	82 350	809
30	477.1	425	72 950	718	81 050	795	88 150	866
31	513.2	457	78 450	772	87 200	855	94 800	932
32	546.9	487	83 600	823	92 900	911	101 050	992
33	581.6	518	88 950	875	98 850	969	107 450	1055
34	617.5	549	94 450	929	104 950	1030	114 100	1121
35	654.2	582	100 050	984	111 150	1090	120 850	1187
36	692.2	616	105 850	1041	117 600	1153	127 850	1256
37	732.1	651	111 950	1100	124 400	1221	135 250	1328
38	778.6	686	119 050	1168	132 300	1298	143 850	1413
39	812.3	723	124 250	1222	138 050	1353	150 100	1474
40	854.5	761	130 700	1285	145 250	1424	157 850	1551
41	897.8	799	137 300	1351	152 600	1496	165 900	1629
42	943.8	838	144 350	1418	160 400	1574	174 350	1713
43	987.5	879	151 000	1486	167 800	1645	182 400	1792
44	1034.0	920	158 150	1556	175 700	1723	191 050	1876
45	1073.5	955	164 200	1615	182 450	1788	198 350	1948
46	1130.1	1006	172 850	1700	192 100	1883	208 800	2050
47	1171.1	1042	179 100	1762	199 050	1951	216 350	2125
48	1230.5	1095	188 200	1851	209 150	2050	227 350	2233
49	1272.9	1133	194 700	1915	216 350	2121	235 200	2309
50	1335.2	1188	204 250	2009	226 950	2224	246 700	2423
51	1378.9	1227	210 950	2075	234 350	2298	254 800	2502
52	1444.1	1285	220 900	2173	245 450	2406	266 850	2620
53	1489.2	1325	227 800	2241	253 100	2481	275 150	2702
54	1557.4	1386	238 250	2343	264 700	2594	287 750	2826
55	1603.7	1427	245 350	2413	272 550	2672	296 350	2910
56	1674.8	1491	256 200	2519	284 700	2791	309 450	3039



Spezialdrahtseile Special Wire Ropes



DIEPA PZ 371

Ordinary lay
with plastic insert
- must not be used with a swivel -

Number of load-bearing
wires in the outer strands: 56 (Ø 4-6 mm)
152 (Ø 7-14 mm)
208 (Ø 15-75 mm)

Total number of wires: 329 (up Ø 15 mm)

Calculated breaking force =
Minimum breaking force : Spinning loss factor

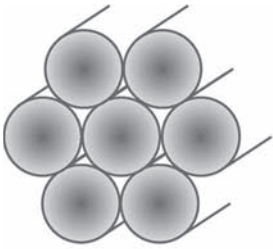
Fill factor - 0.6750
Spinning loss factor - 0.8500 at 1770 N/mm²
1960 N/mm²
0.8400 at 2160 N/mm²

inch/lbs – see page 54

Nom. rope Ø mm	Metallic cross-section mm ²	Nominal length mass kg/100m	Rope grade 1770 N/mm ²		Minimum breaking force Rope grade 1960 N/mm ²		Rope grade 2160 N/mm ²	
			kp	kN	kp	kN	kp	kN
57	1722.4	1533	263 500	2592	292 750	2870	318 250	3125
58	1796.6	1599	274 800	2703	305 400	2993	332 000	3260
59	1845.4	1642	282 300	2776	313 650	3074	340 950	3348
60	1922.7	1711	294 100	2893	326 800	3203	355 250	3489
61	1972.7	1756	301 750	2968	335 300	3286	364 500	3579
62	2053.0	1827	314 050	3089	348 950	3420	379 350	3725
63	2104.1	1873	321 850	3165	357 650	3505	388 800	3818
64	2187.6	1947	334 650	3291	371 850	3645	404 250	3969
65	2239.9	1993	342 650	3370	380 750	3732	413 900	4064
66	2326.4	2071	355 900	3500	395 450	3876	429 900	4221
67	2379.8	2118	364 050	3580	404 550	3964	439 750	4318
68	2469.5	2198	377 800	3715	419 800	4114	456 350	4481
69	2524.0	2246	386 150	3798	429 050	4205	466 400	4580
70	2617.0	2329	400 350	3937	444 800	4360	483 550	4749
71	2672.5	2378	408 850	4021	454 250	4452	493 800	4849
72	2748.3	2446	420 450	4134	467 200	4579	507 850	4986
73	2825.1	2514	432 200	4251	480 250	4706	522 050	5126
74	2903.1	2584	444 150	4367	493 500	4837	536 450	5268
75	2982.1	2654	456 200	4486	506 900	4968	551 050	5410


**DIEPA Z 371** Ordinary lay

Nom. rope Ø mm	Metallic cross-section mm ²	Nominal length mass kg/100m	Minimum breaking force			
			Rope grade 1770 N/mm ²		Rope grade 1960 N/mm ²	
			kp	kN	kp	kN
76	3062.1	2725	468 450	4607	520 500	5102
77	3143.2	2797	480 850	4729	534 300	5237
78	3225.4	2871	493 450	4853	548 250	5374
79	3308.6	2945	506 200	4978	562 400	5512
80	3392.9	3020	519 050	5104	576 750	5653
81	3478.3	3096	532 100	5233	591 300	5794
82	3564.7	3173	545 350	5364	605 950	5939
83	3652.2	3250	558 700	5494	620 800	6084
84	3740.7	3329	572 300	5628	635 850	6232
85	3830.3	3409	586 000	5763	651 100	6381
86	3921.0	3490	599 850	5899	666 500	6532
87	4012.7	3571	613 900	6037	682 100	6685
88	4105.4	3654	628 100	6177	697 850	6840
89	4199.3	3737	642 450	6318	713 850	6996
90	4294.2	3822	657 000	6461	729 950	7154
91	4390.1	3907	671 650	6605	746 300	7314
92	4487.1	3994	686 500	6751	762 750	7476
93	4585.2	4081	701 500	6899	779 450	7639
94	4684.4	4169	716 650	7047	796 300	7804
95	4784.6	4258	732 000	7199	813 350	7971
96	4885.8	4348	747 450	7351	830 550	8140
97	4988.1	4439	763 150	7505	847 950	8310
98	5091.5	4531	778 950	7660	865 550	8482
99	5196.0	4624	794 950	7817	883 250	8656
100	5301.5	4718	811 100	7976	901 200	8832



Spezialdrahtseile

Special Wire Ropes



DIEPA Z 371

Ordinary lay

- must not be used with a swivel -

inch/lbs – see page 54

Calculated breaking force =
Minimum breaking force : Spinning loss factor

Fill factor - 0.6750
Spinning loss factor - 0.8400

The technical data and the cross section of the rope shown in this data list were the latest at time to printing.

Because of our continuous research and development, it could be possible that changes will occur.

Rope grade 2160 N/mm² on request.

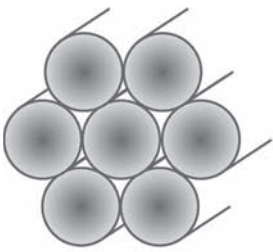
**DIEPA H 40** (DIEPA SKZ 8)

Ordinary lay

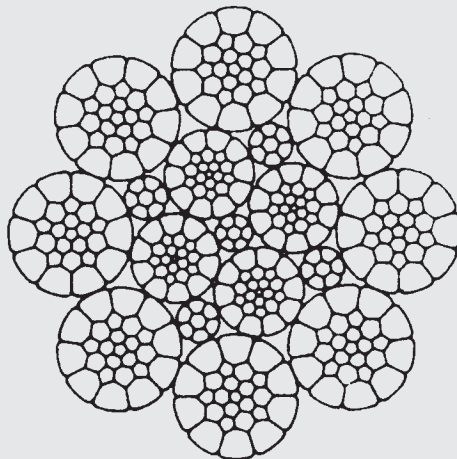
**DIEPA H 43** (DIEPA SKZ 8 P)

Ordinary lay

Nom. rope Ø mm	Metallic cross-section mm ²	Nominal length mass kg/100m	Minimum breaking force					
			Rope grade 1770 N/mm ²		Rope grade 1960 N/mm ²		Rope grade 2160 N/mm ²	
			kp	kN	kp	kN	kp	kN
4	9.3	8	1 350	13.8	1 550	15.3	1 650	16.9
5	14.5	13	2 150	21.6	2 400	23.9	2 600	26.4
6	20.9	18	3 150	31.1	3 450	34.5	3 850	38.0
6.5	24.6	21	3 650	36.5	4 100	40.4	4 500	44.6
7	28.5	25	4 250	42.4	4 700	46.9	5 250	51.7
7.5	32.7	28	4 900	48.6	5 450	53.8	6 000	59.3
8	37.2	32	5 550	55.3	6 200	61.3	6 800	67.5
8.5	42.0	36	6 300	62.5	7 050	69.2	7 700	76.2
9	47.1	40	7 050	70.0	7 850	77.5	8 650	85.7
9.5	52.5	45	7 850	78.0	8 750	86.5	9 650	94.9
10	58.1	49	8 750	86.5	9 700	95.8	10 700	106
11	70.4	60	10 600	105	11 800	116	12 950	128
12	82.6	71	12 450	123	13 850	136	15 200	150
13	96.5	83	14 550	143	16 200	159	17 800	175
14	113.5	98	17 100	168	19 050	187	20 950	206
15	128.6	111	19 400	191	21 550	212	23 700	233
16	149.0	128	22 500	221	24 950	245	27 500	270
17	167.0	144	25 200	248	28 000	275	30 800	302
18	189.0	163	28 550	281	31 700	311	34 900	343
19	208.0	179	31 400	308	34 900	343	38 400	377
20	232.3	200	35 100	344	39 000	383	42 850	421
21	261.2	225	39 450	387	43 800	430	48 250	474
22	284.5	245	43 000	422	47 750	469	52 500	516
23	308.0	265	46 500	456	51 700	507	56 900	559
24	334.2	287	50 500	496	56 100	550	61 700	606
25	360.4	310	54 450	534	60 450	593	66 550	653
26	387.2	333	58 500	574	65 000	638	71 500	701
27	420.9	362	63 600	624	70 650	694	77 750	763
28	453.2	390	68 500	672	76 100	747	83 700	822
29	495.5	426	74 850	735	83 200	816	91 550	898
30	522.0	449	78 900	774	87 650	860	96 400	946
31	561.0	482	84 750	832	94 200	925	103 650	1017
32	594.3	511	89 800	881	99 800	979	109 800	1078
33	634.1	545	95 800	940	106 500	1045	117 100	1149
34	677.0	582	102 350	1004	113 700	1116	125 050	1227
35	708.2	609	107 050	1050	118 900	1167	130 850	1284
36	756.2	650	114 300	1121	127 000	1246	139 700	1371
37	805.4	693	121 750	1194	135 250	1327	148 800	1460
38	858.4	738	129 750	1273	144 150	1415	158 550	1556
39	891.5	767	134 750	1322	149 750	1469	164 700	1616
40	926.8	797	140 100	1374	155 650	1527	171 200	1680
41	977.4	841	147 750	1453	164 150	1609	180 600	1773
42	1038.0	893	156 900	1540	174 350	1711	191 800	1882
43	1075.1	925	162 500	1599	180 600	1770	198 650	1950
44	1132.6	974	171 200	1680	190 250	1866	209 250	2053
45	1177.4	1013	177 950	1751	197 750	1939	217 550	2136
46	1235.5	1063	186 750	1832	207 500	2036	228 300	2239
47	1284.4	1105	194 150	1909	215 750	2114	237 300	2330
48	1339.2	1152	202 450	1987	224 950	2207	247 450	2428
49	1396.0	1201	211 050	2076	234 500	2298	257 950	2533
50	1449.4	1246	219 100	2150	243 450	2388	267 800	2628
51	1512.3	1301	228 600	2249	254 050	2490	279 450	2744
52	1558.4	1340	235 600	2312	261 750	2568	287 950	2825
53	1633.2	1405	246 900	2428	274 300	2689	301 800	2964
54	1679.4	1444	253 850	2491	282 100	2768	310 300	3044
55	1758.8	1513	265 900	2615	295 450	2895	324 950	3191
56	1838.5	1581	277 950	2727	308 800	3030	339 700	3333



Spezialdrahtseile Special Wire Ropes



DIEPA H 40 **(DIEPA SKZ 8)**

Ordinary lay
- must not be used with a swivel -

DIEPA H 43 **(DIEPA SKZ 8 P)**

Ordinary lay
with plastic insert
- must not be used with a swivel -

Number of load-bearing
wires in the outer strands: 56 (Ø 4-6 mm)
152 (Ø 7-15 mm)
208 (Ø 16-75 mm)

Total number of wires: 347 (up Ø 16 mm)

Calculated breaking force =
Minimum breaking force : Spinning loss factor

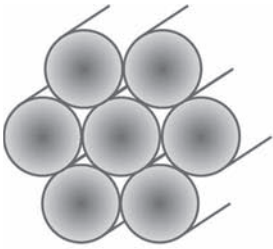
Fill factor - 0.7403
Spinning loss factor - 0.8400

inch/lbs – see page 55

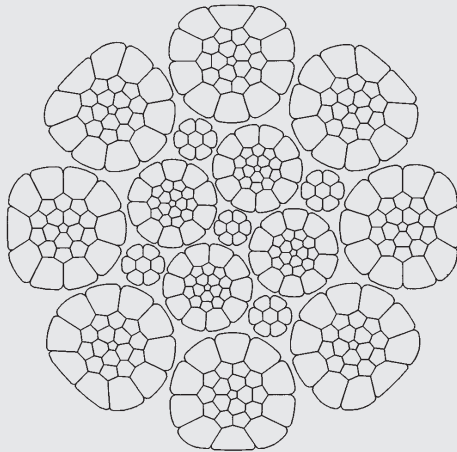
Nom. rope Ø mm	Metallic cross- section mm ²	Nominal length mass kg/100m	Rope grade 1770 N/mm ²		Minimum breaking force Rope grade 1960 N/mm ²		Rope grade 2160 N/mm ²	
			kp	kN	kp	kN	kp	kN
57	1889.1	1625	285 600	2809	317 350	3111	349 050	3427
58	1954.1	1681	295 400	2898	328 250	3221	361 050	3542
59	2024.0	1741	306 000	3009	339 950	3332	374 000	3672
60	2057.9	1770	311 100	3053	345 700	3391	380 250	3730
61	2163.5	1861	327 050	3216	363 450	3562	399 750	3925
62	2235.0	1922	337 900	3323	375 450	3680	413 000	4056
63	2307.7	1985	348 850	3431	387 650	3799	426 400	4187
64	2381.5	2048	360 050	3541	400 050	3921	440 050	4321
65	2456.5	2113	371 400	3652	412 650	4045	453 900	4457
66	2532.7	2178	382 900	3766	425 450	4170	468 000	4596
67	2610.0	2245	394 600	3881	438 450	4297	482 300	4736
68	2688.5	2312	406 450	3998	451 650	4427	496 800	4878
69	2768.2	2381	418 500	4116	465 000	4558	511 550	5022
70	2849.0	2450	430 750	4236	478 600	4691	526 450	5169
71	2931.0	2521	443 100	4358	492 350	4826	541 600	5318
72	3014.1	2592	455 700	4481	506 350	4963	557 000	5469
73	3098.4	2665	468 450	4607	520 500	5101	572 550	5622
74	3183.9	2738	481 400	4734	534 850	5242	588 350	5777
75	3270.6	2813	494 450	4863	549 400	5384	604 350	5934

**DIEPA H 50** Ordinary lay**DIEPA H 53** Ordinary lay

Nom. rope Ø mm	Metallic cross-section mm ²	Nominal length mass kg/100m	Minimum breaking force					
			Rope grade 1770 N/mm ²		Rope grade 1960 N/mm ²		Rope grade 2160 N/mm ²	
			kp	kN	kp	kN	kp	kN
12	86.6	78	13 250	131	14 750	145	16 000	157
13	101.7	92	15 600	154	17 350	170	18 750	185
14	117.9	106	18 100	179	20 100	198	21 750	214
15	135.4	122	20 800	205	23 100	227	24 950	245
16	154.0	139	23 650	233	26 300	258	28 400	280
17	173.9	156	26 700	263	29 700	292	32 100	316
18	194.9	175	29 950	295	33 300	327	35 950	354
19	217.2	195	33 350	328	37 100	364	40 100	394
20	240.6	217	37 000	364	41 100	404	44 400	437
21	265.3	239	40 800	402	45 350	445	49 000	481
22	291.2	262	44 800	440	49 750	488	53 800	528
23	318.3	286	48 900	481	54 400	534	58 800	577
24	346.5	312	53 300	524	59 250	581	64 000	629
25	376.0	338	57 800	569	64 250	630	69 450	682
26	406.7	366	62 550	616	69 500	681	75 100	738
27	438.6	395	67 450	663	74 950	735	81 000	795
28	471.7	425	72 550	714	80 600	790	87 150	856
29	506.0	455	77 800	766	86 450	848	93 450	918
30	541.5	487	83 300	819	92 550	907	100 000	983
31	578.2	520	88 950	875	98 800	969	106 800	1049
32	616.1	554	94 750	932	105 300	1032	113 800	1118
33	655.2	590	100 800	992	112 000	1098	121 000	1189
34	695.5	626	107 000	1053	118 850	1165	128 500	1262
35	737.0	663	113 400	1115	125 950	1235	136 150	1337
36	779.7	702	119 950	1180	133 250	1306	144 050	1415
37	823.6	741	126 750	1247	140 800	1380	152 150	1494
38	868.7	782	133 650	1315	148 500	1456	160 500	1576
39	915.1	824	140 800	1385	156 450	1534	169 050	1661
40	962.6	866	148 100	1457	164 550	1613	177 850	1746
41	1011.3	910	155 600	1530	172 900	1695	186 850	1835
42	1061.3	955	163 300	1606	181 450	1778	196 050	1925
43	1112.4	1001	171 150	1683	190 150	1864	205 500	2019
44	1164.7	1048	179 250	1763	199 100	1952	215 200	2113
45	1218.3	1096	187 450	1843	208 300	2042	225 100	2210
46	1273.0	1146	195 850	1926	217 650	2133	235 200	2310
47	1329.0	1196	204 500	2011	227 200	2227	Breaking force on request	
48	1386.1	1248	213 300	2097	237 000	2323		
49	1444.5	1300	222 300	2186	246 950	2421		
50	1504.0	1354	231 400	2276	257 150	2521		
51	1564.8	1408	240 800	2368	267 550	2622		
52	1626.8	1464	250 300	2462	278 150	2726		



Spezialdrahtseile Special Wire Ropes



DIEPA H 50

Ordinary lay

- must not be used with a swivel -

DIEPA H 53

Ordinary lay

with plastic insert

- must not be used with a swivel -

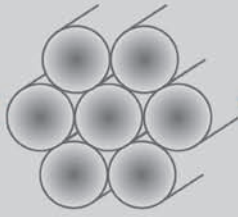
Number of load-bearing
wires in the outer strands: 208

Total number of wires: 347

inch/lbs – see page 56

Calculated breaking force =
Minimum breaking force : Spinning loss factor

Fill factor - 0.7660
Spinning loss factor - 0.8550 at 1770 N/mm²
1960 N/mm²
0.8400 at 2160 N/mm²



Spezialdrahtseile Special Wire Ropes



Testing Equipment

Tensile testing machine
up to 300 to

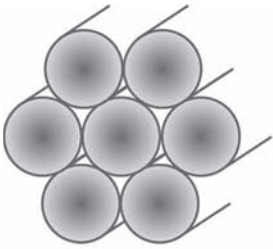


Testing tower



Tension - Tension test machine





DIEPA Special Wire Ropes for Specific Applications

With the DIEPA Special Wire Ropes listed in pages 8 to 29 we offer a choice of ropes for most applications.

Still there are certain unique jobs that require a special type of rope.

The following listed DIEPA Special Wire Ropes are just such types.

Contrary to the DIEPA Special Wire Ropes listed in pages 8 to 29, the area of application for these ropes is limited but the advantages that they offer can be fully exploited.

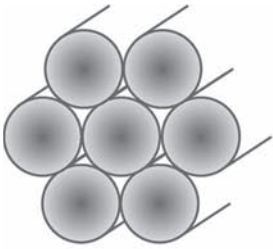
We would be glad to assist you in selecting and/or recommend to you the most suitable rope.



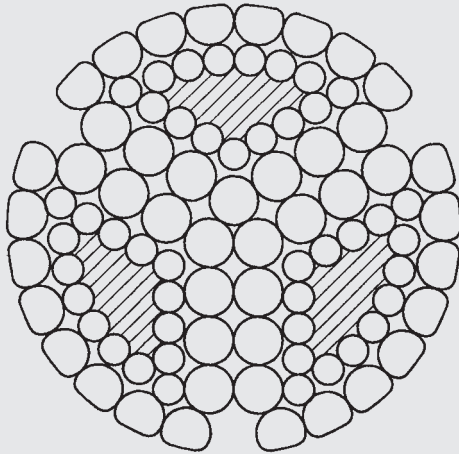
DIEPA Super 3 Ordinary lay



Nom. rope Ø mm	Metallic cross-section mm ²	Nominal length mass kg/100m	Minimum breaking force Rope grade 1960 N/mm ²	
			kp	kN
4	6.0	6	1 000	10.1
5	9.4	9	1 550	15.7
6	14.1	13	2 350	23.1
6.5	16.0	15	2 650	26.6
7	19.0	18	3 200	31.4
7.5	21.3	20	3 600	35.4
8	23.8	22	4 000	39.2
8.5	27.3	26	4 600	45.5
9	31.2	29	5 250	51.5
9.5	34.1	32	5 750	56.8
10	38.4	36	6 500	63.8
11	45.0	42	7 650	75.0
12	54.0	51	9 150	89.8
13	63.0	59	10 700	105
14	76.0	71	12 900	127
15	85.2	80	14 450	142
16	93.5	88	15 850	155
17	109.0	102	18 500	181
18	123.5	116	20 950	206
19	133.5	125	22 650	222
20	151.0	142	25 650	252
21	166.6	157	28 300	278
22	180.0	169	30 600	300
23	199.9	188	33 950	333
24	216.5	204	36 800	361
25	236.2	222	40 100	394
26	258.0	243	43 850	430
27	275.5	259	46 750	459
28	300.5	282	51 050	501
29	317.8	299	54 000	530
30	340.0	320	57 800	567
31	363.1	341	61 700	605
32	383.0	360	65 100	639
33	411.5	387	69 900	686
34	434.9	409	73 900	725



Spezialdrahtseile Special Wire Ropes



DIEPA Super 3 Ordinary lay

Number of load-bearing
wires in the outer strands: 90

Total number of wires: 90

inch/lbs – see page 57

Calculated breaking force =
Minimum breaking force : Spinning loss factor

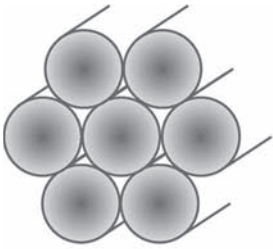
Fill factor - 0.4811
Spinning loss factor - 0.8500



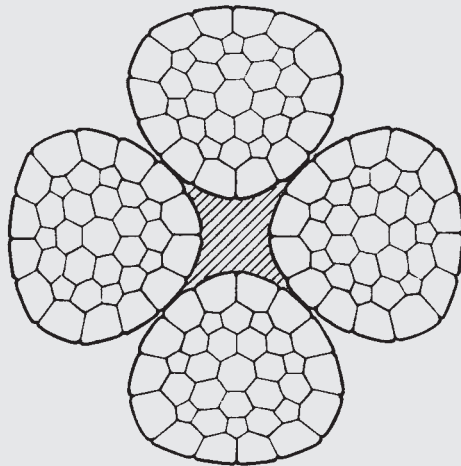
DIEPA Super 4 Ordinary lay



Nom. rope Ø mm	Metallic cross-section mm ²	Nominal length mass kg/100m	Minimum breaking force					
			Rope grade 1770 N/mm ²		Rope grade 1960 N/mm ²		Rope grade 2160 N/mm ²	
			kp	kN	kp	kN	kp	kN
4	9.1	8	1 300	13.5	1 500	14.9	1 550	16.0
5	14.2	12	2 100	21.0	2 350	23.3	2 500	25.1
6	19.9	17	2 950	28.9	3 300	32.4	3 550	34.8
6.5	23.9	21	3 600	35.6	3 950	39.4	4 300	42.4
7	27.7	24	4 150	40.7	4 600	45.1	5 000	49.1
7.5	31.8	27	4 750	47.3	5 300	52.4	5 700	56.4
8	36.2	31	5 450	53.5	6 000	58.9	6 500	63.8
8.5	40.9	35	6 150	60.8	6 800	67.3	7 300	72.4
9	45.5	39	6 800	66.7	7 600	74.6	8 200	80.4
9.5	51.1	44	7 650	76.0	8 550	84.0	9 150	90.2
10	57.6	50	8 650	84.9	9 650	94.7	10 350	102
11	66.7	57	10 050	98.6	11 150	109	12 000	118
12	80.6	69	12 100	119	13 500	132	14 500	142
13	94.6	81	14 250	140	15 850	155	17 050	167
14	109.8	94	16 550	162	18 400	181	19 800	194
15	127.3	109	19 200	188	21 350	209	22 950	225
16	144.8	125	21 850	214	24 300	238	26 100	256
17	163.2	140	24 650	242	27 350	268	29 350	288
18	185.4	159	28 000	275	31 100	305	33 400	328
19	205.9	177	31 100	305	34 550	339	37 100	364
20	225.1	194	34 000	334	37 800	371	40 550	398
21	255.0	219	38 550	378	42 800	420	46 000	451
22	277.5	239	41 900	411	46 550	457	50 000	491
23	300.0	258	45 300	444	50 350	494	54 050	530
24	326.4	281	49 300	484	54 800	538	58 850	577
25	352.8	303	53 250	522	59 250	581	63 600	624
26	384.9	331	58 150	570	64 600	634	69 400	681
27	414.7	357	62 700	615	69 600	683	74 750	733
28	444.7	382	67 200	659	74 650	732	80 150	786
29	480.7	413	72 650	713	80 700	792	86 700	851
30	514.1	442	77 700	762	86 350	847	92 700	909
31	544.0	468	82 200	809	91 350	895	98 100	964
32	579.6	498	87 600	859	97 350	955	104 550	1026
33	616.5	530	93 150	916	103 550	1015	111 150	1092
34	656.5	565	99 200	973	110 250	1082	118 400	1162



Spezialdrahtseile Special Wire Ropes



DIEPA Super 4 Ordinary lay

Number of load-bearing
wires in the outer strands: 144

Total number of wires: 144

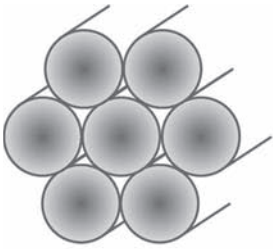
inch/lbs – see page 57

Calculated breaking force =
Minimum breaking force : Spinning loss factor


Fill factor - 0.7208
Spinning loss factor - 0.8400 at 1770 N/mm²
1960 N/mm²
0.8200 at 2160 N/mm²

**DIEPA D 1200 Z Ordinary lay**

Nom. rope Ø mm	Metallic cross-section mm ²	Nominal length mass kg/100m	Minimum breaking force					
			Rope grade 1770 N/mm ²		Rope grade 1960 N/mm ²		Rope grade 2160 N/mm ²	
			kp	kN	kp	kN	kp	kN
6	19.4	17	2 750	27.5	3 050	30.4	3 300	32.7
6.5	22.8	20	3 250	32.3	3 600	35.7	3 900	38.4
7	26.4	23	3 800	37.4	4 200	41.4	4 500	44.5
7.5	30.4	27	4 350	43.0	4 800	47.6	5 150	51.1
8	34.5	30	4 950	48.9	5 500	54.1	5 850	58.1
8.5	39.0	34	5 600	55.2	6 200	61.1	6 650	65.7
9	43.7	38	6 250	61.9	6 950	68.5	7 450	73.6
9.5	48.7	43	7 000	69.0	7 750	76.4	8 300	81.9
10	54.0	47	7 750	76.4	8 600	84.6	9 200	90.9
11	65.3	57	9 400	92.4	10 400	102	11 150	110
12	77.7	68	11 150	110	12 400	122	13 250	131
13	91.2	80	13 100	129	14 550	143	15 600	154
14	105.8	93	15 200	150	16 900	166	18 100	178
15	121.4	107	17 450	172	19 400	190	20 800	205
16	138.1	122	19 850	196	22 050	217	23 650	233
17	155.9	137	22 400	221	24 900	245	26 750	263
18	174.8	154	25 150	248	27 950	274	29 950	295
19	194.8	171	28 000	276	31 150	305	33 400	328
20	215.8	190	31 000	306	34 500	338	37 000	364
21	238.0	209	34 200	337	38 000	373	40 750	401
22	261.2	230	37 600	370	41 750	410	44 800	440
23	285.4	251	41 050	404	45 600	448	48 900	481
24	310.8	273	44 700	440	49 700	487	53 300	524
25	337.2	297	48 550	478	53 900	529	57 800	568
26	364.7	321	52 500	517	58 300	572	62 550	615
27	393.3	346	56 600	557	62 900	617	67 450	663
28	423.0	372	60 850	599	67 650	663	72 550	713
29	453.8	399	65 300	643	72 600	712	77 800	765
30	485.6	427	69 900	688	77 650	761	83 300	818
31	518.5	456	74 600	734	82 950	813	88 950	874
32	552.5	486	79 550	782	88 400	866	94 800	931
33	587.6	517	84 600	832	94 000	921	100 800	990
34	623.7	549	89 800	883	99 750	978	107 000	1051
35	661.0	582	95 150	936	105 700	1036	113 400	1114
36	699.3	615	100 650	990	111 850	1096	119 950	1178
37	738.7	650	106 350	1046	118 150	1158	126 750	1245
38	779.1	686	112 150	1103	124 600	1222	133 650	1313
39	820.7	722	118 150	1162	131 250	1287	140 800	1383
40	863.3	760	124 250	1222	138 100	1354	148 100	1455



Spezialdrahtseile Special Wire Ropes



DIEPA D 1200 Z

Ordinary lay
- must not be used with a swivel -

Number of load-bearing
wires in the outer strands: 84 (\varnothing 6–14 mm)
204 (\varnothing 15–40 mm)

Total number of wires: 325 (up \varnothing 15 mm)

inch/lbs – see page 58

Calculated breaking force =
Minimum breaking force : Spinning loss factor

Fill factor - 0.6870
Spinning loss factor - 0.8000 at 1770 N/mm²
1960 N/mm²
0.7800 at 2160 N/mm²

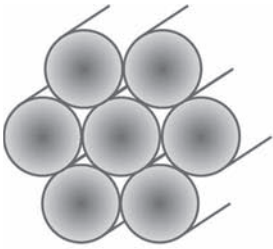
**DIEPA D 1318 Z****DIEPA D 1318 ZP**

Ordinary lay

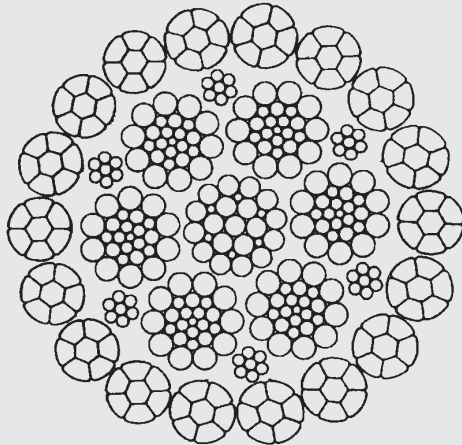
**DIEPA D 1318 CZ****DIEPA D 1318 CZP**

Lang lay

Nom. rope Ø mm	Metallic cross-section mm ²	Nominal length mass kg/100m	Minimum breaking force					
			Rope grade 1770 N/mm ²		Rope grade 1960 N/mm ²		Rope grade 2160 N/mm ²	
			kp	kN	kp	kN	kp	kN
6	21.2	20	2 950	29.3	3 250	32.5	3 550	35.3
6.5	24.9	22	3 450	34.4	3 850	38.1	4 150	41.4
7	28.9	27	4 050	39.9	4 450	44.2	4 850	48.1
7.5	33.2	30	4 600	45.8	5 100	50.7	5 550	55.2
8	37.7	35	5 250	52.1	5 850	57.7	6 350	62.8
8.5	42.6	38	5 950	58.8	6 600	65.1	7 150	70.9
9	47.8	44	6 650	66.0	7 400	73.0	8 050	79.3
9.5	53.2	48	7 400	73.5	8 250	81.1	9 000	88.6
10	58.3	52	8 150	80.3	9 050	88.9	9 850	96.6
11	70.6	64	9 900	97.5	10 950	108	11 900	117
12	86.2	78	12 050	119	13 400	132	14 550	143
13	100.8	91	14 100	139	15 700	154	17 050	167
14	117.1	105	16 400	161	18 250	179	19 800	194
15	134.1	121	18 750	185	20 900	205	22 700	223
16	152.3	137	21 350	211	23 750	233	25 750	253
17	172.0	155	24 100	237	26 800	263	29 100	285
18	193.9	175	27 200	268	30 200	296	32 800	322
19	214.6	193	30 100	296	33 450	328	36 300	356
20	237.8	214	33 350	328	37 050	363	40 250	395
21	261.8	236	36 700	361	40 800	400	44 300	435
22	287.7	259	40 350	397	44 850	440	48 700	478
23	314.7	283	44 100	434	49 050	481	53 250	522
24	342.2	308	48 000	473	53 350	523	57 900	568
25	363.8	327	51 050	502	56 700	556	61 600	604
26	398.6	359	55 900	551	62 150	609	67 450	662
27	428.3	385	60 050	591	66 800	654	72 500	711
28	461.5	415	64 750	637	71 950	706	78 150	767
29	492.6	443	69 100	680	76 800	753	83 400	818
30	526.7	474	73 900	727	82 100	805	89 200	875
31	560.3	504	78 650	774	87 350	856	94 900	931
32	598.4	539	84 000	826	93 300	915	101 300	994
33	635.2	572	89 150	877	99 050	971	107 600	1056
34	674.8	607	94 700	931	105 250	1032	114 250	1121
35	716.7	645	100 600	990	111 750	1096	121 350	1190
36	755.6	680	106 050	1043	117 850	1155	127 950	1255
37	803.2	723	112 700	1109	125 250	1228	136 050	1335
38	843.6	759	118 400	1165	131 550	1289	142 850	1401
39	887.1	798	124 500	1225	138 350	1356	150 250	1474
40	931.9	839	130 800	1286	145 350	1425	157 850	1549
41	981.7	884	137 800	1356	153 100	1501	166 250	1631
42	1029.1	926	144 450	1421	160 500	1573	174 300	1710
43	1080.3	972	151 650	1491	168 500	1651	182 950	1795
44	1129.7	1017	158 550	1560	176 200	1727	191 300	1877
45	1183.7	1065	166 150	1634	184 600	1810	200 500	1967
46	1234.0	1111	173 200	1704	192 500	1887	209 000	2050
47	1289.6	1161	181 000	1781	201 150	1972	218 400	2143
48	1343.8	1209	188 600	1856	209 600	2055	227 600	2233
49	1400.8	1261	196 600	1934	218 500	2142	237 250	2327
50	1459.5	1314	204 900	2015	227 650	2232	247 200	2425
51	1534.0	1381	215 350	2118	239 250	2345	259 800	2551
52	1594.7	1435	223 850	2202	248 700	2438	270 100	2653
53	1656.6	1491	232 550	2287	258 400	2533	280 600	2755
54	1719.7	1548	241 400	2374	268 200	2629	291 250	2861
55	1784.0	1606	250 450	2463	278 300	2728	302 150	2967
56	1849.5	1665	259 650	2554	288 450	2828	313 250	3076
57	1916.1	1725	269 000	2646	298 850	2930	324 550	3187
58	1983.9	1786	278 500	2739	309 450	3033	336 050	3299



Spezialdrahtseile Special Wire Ropes



DIEPA D 1318 CZ

Lang lay

DIEPA D 1318 Z

Ordinary lay

DIEPA D 1318 CZP

Lang lay
with plastic insert

DIEPA D 1318 ZP

Ordinary lay
with plastic insert

Number of load-bearing
wires in the outer strands: 108 (Ø 6–9 mm)
126 (Ø 10–70 mm)

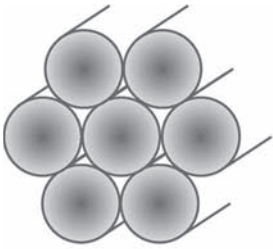
Total number of wires: 355 (up Ø 10 mm)

inch/lbs – see page 59

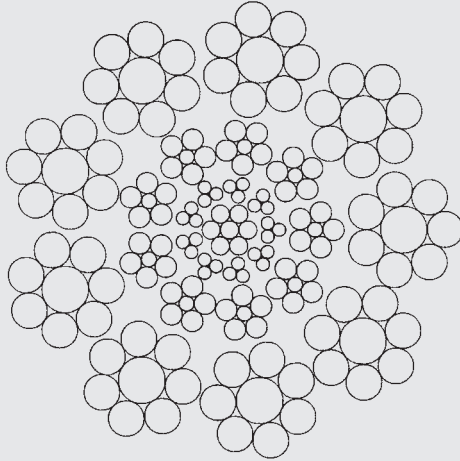
Calculated breaking force =
Minimum breaking force : Spinning loss factor

Fill factor - 0.7509
Spinning loss factor - 0.7800 at 1770 N/mm²
1960 N/mm²
0.7700 at 2160 N/mm²

Nom. rope Ø mm	Metallic cross-section mm ²	Nominal length mass kg/100m	Rope grade 1770 N/mm ²		Minimum breaking force Rope grade 1960 N/mm ²		Rope grade 2160 N/mm ²	
			kp	kN	kp	kN	kp	kN
59	2052.9	1848	288 200	2835	320 200	3139	347 700	3414
60	2123.1	1911	298 050	2931	331 150	3246	359 600	3531
61	2194.5	1975	308 100	3030	342 300	3355	371 700	3650
62	2267.0	2040	318 250	3130	353 650	3466	383 950	3771
63	2340.7	2107	328 600	3232	365 100	3579	396 500	3893
64	2415.6	2174	339 100	3335	376 800	3693	409 150	4018
65	2491.7	2243	349 800	3440	388 650	3810	422 050	4144
66	2569.0	2312	360 650	3547	400 700	3927	435 150	4273
67	2647.4	2383	371 650	3655	412 950	4047	448 400	4403
68	2727.0	2454	382 850	3765	425 400	4169	461 900	4535
69	2807.8	2527	394 200	3877	438 000	4292	475 600	4670
70	2889.8	2601	405 700	3990	450 800	4418	489 500	4806



Spezialdrahtseile Special Wire Ropes



DIEPA K 114

Ordinary lay
- must not be used with a swivel -

Number of load-bearing
wires in the outer strands: 63 (Ø 6 mm)
72 (Ø 7-20 mm)

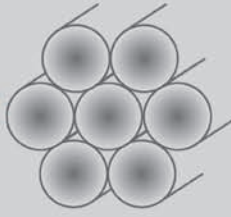
Total number of wires: 160 (up Ø 7 mm)

Calculated breaking force =
Minimum breaking force : Spinning loss factor


Fill factor - 0.6154
Spinning loss factor - 0.8500

inch/lbs – see page 60

Nom. rope Ø mm	Metallic cross- section mm ²	Nominal length mass kg/100m	Minimum breaking force			
			Rope grade 1770 N/mm ²		Rope grade 1960 N/mm ²	
			kp	kN	kp	kN
6	16.6	16	2 500	24.5	2 800	27.7
6.5	20.4	19	3 100	30.7	3 400	34.0
7	24.6	24	3 700	36.5	4 150	41.0
7.5	27.2	26	4 100	40.9	4 550	45.3
8	30.2	29	4 550	44.8	5 100	49.5
8.5	34.9	33	5 300	52.5	5 900	58.2
9	40.4	39	6 150	59.9	6 800	67.3
9.5	43.6	41	6 650	65.6	7 350	72.7
10	48.8	46	7 400	72.3	8 250	81.3
11	61.6	59	9 350	91.6	10 450	103
12	69.1	66	10 500	102	11 700	115
13	80.1	76	12 200	116	13 600	133
14	94.4	89	14 400	133	16 000	157
15	106.7	101	16 300	155	18 100	178
16	123.3	117	18 800	181	20 950	206
17	139.7	133	21 300	210	23 700	233
18	156.6	149	23 900	235	26 600	261
19	174.5	166	26 650	263	29 600	291
20	193.3	184	29 550	291	32 850	322

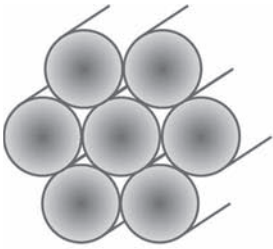


Spezialdrahtseile Special Wire Ropes




**DIEPA PZ 299** Ordinary lay**DIEPA Z 299** Ordinary lay

Nom. rope Ø mm	Metallic cross-section mm ²	Nominal length mass kg/100m	Minimum breaking force					
			Rope grade 1770 N/mm ²		Rope grade 1960 N/mm ²		Rope grade 2160 N/mm ²	
			kp	kN	kp	kN	kp	kN
4	8.2	7	1 200	12.2	1 300	13.5	1 450	14.7
5	12.8	11	1 900	19.1	2 100	21.1	2 300	22.9
6	18.5	16	2 750	27.5	3 100	30.5	3 350	33.2
6.5	21.7	19	3 200	32.2	3 600	35.7	3 900	38.8
7	25.1	22	3 750	37.3	4 200	41.3	4 550	45.0
7.5	28.8	26	4 300	42.9	4 800	47.5	5 200	51.7
8	32.8	29	4 950	48.8	5 500	54.0	5 950	58.8
8.5	37.0	33	5 550	55.1	6 200	61.0	6 700	66.4
9	41.5	37	6 250	61.7	6 950	68.3	7 550	74.4
9.5	46.3	41	6 950	68.8	7 750	76.2	8 400	82.9
10	51.3	46	7 700	76.2	8 600	84.0	9 300	92.1
11	62.0	55	9 350	92.4	10 400	102	11 250	111
12	73.8	66	11 100	110	12 350	122	13 400	132
13	86.6	77	13 050	129	14 500	143	15 800	155
14	100.5	89	15 150	150	16 800	165	18 300	180
15	115.3	103	17 400	171	19 350	190	21 000	207
16	131.2	117	19 800	195	22 000	216	23 900	235
17	148.1	132	22 350	220	24 850	244	27 000	266
18	166.1	148	25 050	247	27 850	274	30 250	298
19	185.0	165	27 950	275	31 050	305	33 750	332
20	205.0	182	30 950	305	34 400	338	37 400	368
21	226.0	201	34 100	336	37 950	372	41 250	405
22	248.1	221	37 500	369	41 650	408	45 250	445
23	271.1	241	40 950	403	45 500	446	49 450	486
24	295.2	263	44 600	439	49 550	486	53 850	530
25	320.3	285	48 400	476	53 800	528	58 450	574
26	346.5	308	52 350	515	58 200	570	63 200	621
27	373.7	333	56 450	555	62 700	615	68 200	670
28	401.8	358	60 700	597	67 450	662	73 300	720
29	431.1	384	65 100	641	72 400	710	78 650	773
30	461.3	411	69 700	686	77 450	759	84 200	827
31	492.6	438	74 450	732	82 700	811	89 900	883
32	524.9	467	79 300	780	88 150	864	95 800	941
33	558.2	497	84 350	830	93 700	919	101 900	1001
34	592.5	527	89 550	881	99 500	975	108 150	1062
35	627.9	559	94 900	933	105 450	1034	114 600	1125
36	664.3	591	100 400	988	111 550	1094	121 250	1191
37	701.7	625	106 050	1043	117 850	1155	128 100	1258
38	740.1	659	111 850	1100	124 300	1219	135 100	1327
39	779.6	694	117 850	1159	130 950	1284	142 300	1398
40	820.1	730	123 950	1220	137 750	1350	149 700	1470
41	861.6	767	130 200	1281	144 700	1419	157 300	1545
42	904.1	805	136 650	1344	151 850	1488	165 050	1621
43	947.7	843	143 250	1409	159 150	1560	173 000	1699
44	992.3	883	150 000	1475	166 650	1634	181 150	1779
45	1037.9	924	156 900	1543	174 300	1709	189 450	1861
46	1084.6	965	163 950	1613	182 150	1786	198 000	1945
47	1132.2	1008	171 150	1683	190 150	1864	206 700	2030
48	1180.9	1051	178 500	1756	198 350	1945	215 550	2117
49	1230.6	1095	186 050	1830	206 700	2026	224 650	2206
50	1281.4	1140	193 700	1905	215 250	2110	233 950	2297
51	1333.1	1187	201 550	1982	223 900	2195	243 350	2390
52	1385.9	1233	209 500	2061	232 800	2281	253 000	2485
53	1439.8	1281	217 650	2140	241 850	2370	262 850	2581



Spezialdrahtseile Special Wire Ropes



DIEPA PZ 299

Ordinary lay
with plastic insert
- must not be used with a swivel -

DIEPA Z 299

Ordinary lay
- must not be used with a swivel -

Number of load-bearing
wires in the outer strands: 216

Total number of wires: 265

inch/lbs – see page 61

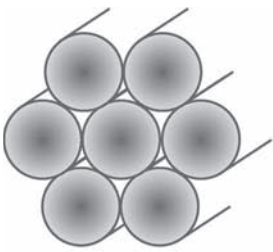
Calculated breaking force =
Minimum breaking force : Spinning loss factor

Fill factor - 0.6526
Spinning loss factor - 0.8400 at 1770 N/mm²
1960 N/mm²
0.8300 at 2160 N/mm²

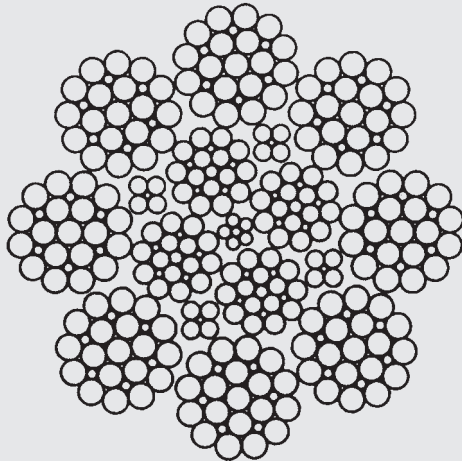
Nom. rope Ø mm	Metallic cross-section mm ²	Nominal length mass kg/100m	Rope grade 1770 N/mm ²		Minimum breaking force		Rope grade 2160 N/mm ²	
			kp	kN	Rope grade 1960 N/mm ²		kp	kN
54	1494.6	1330	225 950	2222	251 050	2460	272 900	2679
55	1550.5	1380	234 400	2305	260 400	2553	283 100	2780
56	1607.4	1431	243 000	2390	270 000	2647	293 450	2882
57	1665.3	1482	251 750	2476	279 750	2742	304 050	2986
58	1724.2	1535	260 650	2564	289 600	2838	314 800	3091
59	1784.2	1588	269 750	2653	299 700	2937	325 750	3199
60	1845.2	1642	278 950	2743	309 950	3038	336 850	3308

**DIEPA S 417 Ordinary lay**

Nom. rope Ø mm	Metallic cross-section mm²	Nominal length mass kg/100m	Minimum breaking force					
			Rope grade 1770 N/mm²		Rope grade 1960 N/mm²		Rope grade 2160 N/mm²	
			kp	kN	kp	kN	kp	kN
4	8.4	8	1 250	12.7	1 400	14.1	1 450	14.8
5	13.1	12	1 950	19.9	2 200	22.0	2 300	23.1
6	18.8	17	2 850	28.6	3 200	31.7	3 350	33.3
6.5	22.1	20	3 350	33.6	3 750	37.2	3 950	39.1
7	25.6	23	3 950	38.9	4 350	43.1	4 550	45.3
7.5	29.4	26	4 500	44.7	5 000	49.5	5 250	52.0
8	33.1	30	5 100	50.0	5 650	55.4	5 900	57.9
8.5	37.7	34	5 800	57.4	6 450	63.6	6 750	66.8
9	41.8	38	6 450	63.3	7 150	70.1	7 500	73.6
9.5	47.1	42	7 250	71.7	8 050	79.4	8 450	83.6
10	51.6	47	7 950	78.0	8 850	86.8	9 300	91.2
11	64.5	58	9 950	97.6	11 050	108	11 600	114
12	76.5	69	11 800	116	13 150	129	13 750	135
13	88.2	80	13 600	133	15 100	148	15 900	156
14	104.8	95	16 200	159	18 000	177	18 900	185
15	118.3	107	18 300	180	20 300	199	21 300	209
16	136.7	123	21 150	207	23 450	230	24 600	241
17	152.8	138	23 650	232	26 250	258	27 550	270
18	170.1	153	26 300	258	29 200	286	30 650	301
19	192.1	173	29 700	291	33 000	324	34 600	339
20	210.7	190	32 550	319	36 200	355	38 000	373
21	226.6	204	35 000	343	38 950	382	40 850	401
22	259.2	234	40 100	393	44 500	437	46 700	458
23	282.7	255	43 700	429	48 600	477	50 950	500
24	306.1	276	47 350	465	52 600	516	55 150	541
25	329.2	297	50 950	500	56 550	555	59 350	582
26	353.2	318	54 650	536	60 750	596	63 700	625
27	379.3	342	58 650	575	65 200	640	68 350	671
28	406.6	366	62 900	617	69 900	686	73 300	719
29	439.9	396	68 050	668	75 650	742	79 300	778
30	468.2	422	72 450	711	80 500	790	84 450	828
31	491.2	442	76 000	746	84 450	828	88 600	869
32	533.2	480	82 500	809	91 650	899	96 150	943
33	552.0	497	85 400	838	94 900	931	99 500	976
34	604.5	544	93 550	918	103 950	1020	109 000	1069
35	637.5	574	98 650	968	109 650	1076	115 000	1128
36	685.0	617	106 000	1040	117 800	1156	123 550	1212
37	720.5	649	111 450	1093	123 900	1215	129 950	1275
38	757.3	682	117 200	1150	130 200	1277	136 600	1340
39	796.8	718	123 300	1210	137 000	1344	143 700	1410
40	834.2	751	129 100	1266	143 400	1407	150 450	1476
41	871.9	785	134 900	1323	149 900	1471	157 250	1543
42	913.5	823	141 350	1387	157 100	1541	164 750	1616
43	953.1	858	147 500	1447	163 900	1608	171 900	1686
44	999.0	900	154 600	1517	171 800	1685	180 150	1767
45	1039.6	936	160 900	1578	178 750	1754	187 500	1839
46	1106.7	996	171 300	1680	190 300	1867	199 600	1958
47	1130.9	1018	175 050	1717	194 450	1908	203 950	2001
48	1175.9	1059	182 000	1785	202 200	1984	212 050	2080
49	1220.7	1099	188 900	1853	209 900	2059	220 200	2160
50	1286.1	1142	196 250	1925	218 050	2139	228 700	2244
51	1358.1	1222	210 200	2067	233 550	2289	244 950	2405
52	1411.9	1271	218 500	2149	242 800	2380	254 650	2501
53	1466.7	1320	227 000	2233	252 200	2473	264 550	2598
54	1522.5	1370	235 650	2318	261 850	2566	274 650	2697
55	1579.5	1422	244 450	2405	271 600	2663	284 900	2798
56	1637.4	1474	253 400	2492	281 600	2760	295 350	2900



Spezialdrahtseile Special Wire Ropes



DIEPA S 417

Ordinary lay

- must not be used with a swivel -

Number of load-bearing
wires in the outer strands: 56 (Ø 4-7 mm)
152 (Ø 8-75 mm)

Total number of wires: 310 (up Ø 16 mm)

Calculated breaking force =
Minimum breaking force : Spinning loss factor

Fill factor - 0.6648
Spinning loss factor - 0.8600 at 1770 N/mm²
1960 N/mm²
0.8200 at 2160 N/mm²

inch/lbs – see page 62

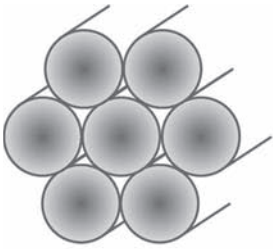
Nom. rope Ø mm	Metallic cross- section mm ²	Nominal length mass kg/100m	Rope grade 1770 N/mm ²		Minimum breaking force Rope grade 1960 N/mm ²		Rope grade 2160 N/mm ²	
			kp	kN	kp	kN	kp	kN
57	1696.4	1527	262 600	2583	291 750	2860	306 000	3004
58	1756.5	1581	271 850	2674	302 050	2961	316 800	3111
59	1817.5	1636	281 300	2767	312 600	3063	327 850	3219
60	1879.7	1692	290 900	2861	323 250	3168	339 050	3329
61	1942.9	1749	300 700	2958	334 150	3275	350 450	3442
62	2007.1	1806	310 650	3056	345 200	3383	362 050	3555
63	2072.3	1865	320 750	3154	356 400	3493	373 800	3670
64	2138.7	1925	331 050	3255	367 800	3605	385 800	3788
65	2206.0	1985	341 450	3358	379 400	3719	397 900	3907
66	2274.4	2047	352 000	3462	391 150	3834	410 250	4029
67	2343.9	2109	362 750	3568	403 100	3951	422 750	4152
68	2414.3	2173	373 700	3675	415 250	4070	435 500	4276
69	2485.9	2237	384 800	3784	427 500	4190	448 400	4403
70	2558.5	2303	396 000	3894	440 000	4313	461 500	4531
71	2632.1	2369	407 400	4007	452 700	4437	474 800	4662
72	2706.7	2436	418 950	4120	465 500	4562	488 250	4795
73	2782.5	2504	430 650	4236	478 500	4690	501 900	4928
74	2859.2	2573	442 550	4352	491 700	4819	515 750	5064
75	2937.0	2643	454 600	4470	505 150	4951	529 800	5202



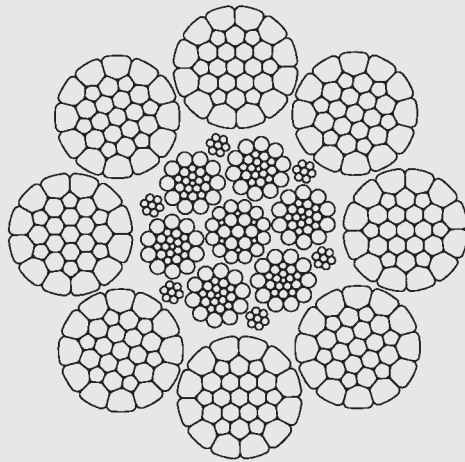
DIEPA W 40 (DIEPA ZV 831) Ordinary lay



Nom. rope Ø mm	Metallic cross-section mm ²	Nominal length mass kg/100m	Minimum breaking force					
			Rope grade 1770 N/mm ²		Rope grade 1960 N/mm ²		Rope grade 2160 N/mm ²	
			kp	kN	kp	kN	kp	kN
16	146.8	132	22 150	218	24 650	242	27 100	266
17	165.8	149	25 000	246	27 800	273	30 600	301
18	185.8	167	28 050	276	31 200	306	34 300	337
19	207.1	186	31 250	307	34 750	341	38 250	375
20	229.4	206	34 650	341	38 500	378	42 350	417
21	252.9	228	38 200	376	42 450	417	46 700	459
22	277.6	250	41 950	412	46 600	457	51 250	504
23	303.4	273	45 850	451	50 900	500	56 050	550
24	330.4	297	49 900	491	55 450	544	61 000	600
25	358.5	323	54 150	533	60 150	591	66 200	650
26	387.7	349	58 550	576	65 100	638	71 650	704
27	418.1	376	63 200	622	70 200	689	77 200	759
28	449.7	405	67 950	669	75 500	740	83 050	816
29	482.4	434	72 900	717	81 000	794	89 100	875
30	516.2	465	78 000	768	86 650	850	95 350	937
31	551.2	496	83 300	820	92 550	907	101 850	1000
32	587.3	529	88 750	874	98 650	967	108 500	1066
33	624.6	562	94 400	929	104 900	1028	115 400	1133
34	663.1	597	100 250	986	111 350	1092	122 500	1203
35	702.6	632	106 200	1045	118 000	1157	129 800	1275
36	743.4	669	112 350	1105	124 850	1224	137 300	1349
37	785.2	707	118 650	1168	131 850	1293	145 100	1425
38	828.2	745	125 200	1231	139 100	1363	153 000	1503
39	872.4	785	131 850	1297	146 500	1436	161 150	1583
40	917.7	826	138 700	1364	154 100	1511	169 550	1665
41	964.2	868	145 750	1434	161 950	1588	178 150	1750
42	1011.8	911	152 950	1504	169 950	1666	186 900	1835
43	1060.5	954	160 300	1577	178 150	1746	195 950	1924
44	1110.4	999	167 850	1651	186 500	1828	205 150	2015
45	1161.5	1045	175 600	1727	195 050	1913	214 600	2108
46	1213.7	1092	183 450	1804	203 850	1998	224 250	2202
47	1267.0	1140	191 550	1884	212 850	2086	234 100	2299
48	1321.5	1189	199 750	1965	222 000	2176	244 150	2397
49	1377.2	1239	208 150	2048	231 300	2267	254 450	2499
50	1433.9	1291	216 800	2132	240 850	2361	264 950	2601
51	1491.9	1343	225 500	2218	250 600	2456	275 650	2706
52	1551.0	1396	234 450	2306	260 500	2554	286 600	2814
53	1611.2	1450	243 600	2396	270 600	2653	297 700	2923
54	1672.6	1505	252 850	2486	280 950	2754	309 050	3035
55	1735.1	1562	262 300	2580	291 450	2857	320 600	3148
56	1798.7	1619	271 950	2675	302 100	2962	332 350	3263
57	1863.6	1677	281 700	2770	313 050	3069	344 350	3381
58	1929.5	1737	291 700	2869	324 150	3177	356 500	3501
59	1996.6	1797	301 850	2969	335 400	3287	368 950	3623
60	2064.9	1858	312 150	3070	346 850	3399	381 550	3746
61	2134.3	1921	322 650	3174	358 550	3514	394 350	3872
62	2204.8	1984	333 350	3279	370 350	3630	407 400	4000
63	2276.5	2049	344 150	3384	382 450	3748	420 650	4130
64	2349.4	2114	355 150	3493	394 650	3868	434 150	4263
65	2423.4	2181	366 400	3603	407 100	3990	447 800	4397
66	2498.5	2249	377 700	3714	419 700	4113	461 700	4533
67	2574.8	2317	389 250	3828	432 550	4239	475 800	4672
68	2652.2	2387	401 000	3943	445 500	4366	490 050	4812
69	2730.8	2458	412 850	4061	458 750	4496	504 600	4955



Spezialdrahtseile Special Wire Ropes



DIEPA W 40 **(DIEPA ZV 831)**

Ordinary lay
- must not be used with a swivel -

Number of load-bearing
wires in the outer strands: 248

Total number of wires: 471

inch/lbs – see page 63

Calculated breaking force =
Minimum breaking force : Spinning loss factor

Fill factor - 0.7303
Spinning loss factor - 0.8400

Nom. rope Ø mm	Metallic cross- section mm ²	Nominal length mass kg/100m	Rope grade 1770 N/mm ²		Minimum breaking force Rope grade 1960 N/mm ²		Rope grade 2160 N/mm ²	
			kp	kN	kp	kN	kp	kN
70	2810.5	2529	424 900	4179	472 150	4628	519 350	5100
71	2891.4	2602	437 150	4299	485 700	4760	534 300	5246
72	2973.4	2676	449 550	4421	499 500	4896	549 450	5395
73	3056.6	2751	462 100	4544	513 450	5032	564 850	5546
74	3140.9	2827	474 850	4670	527 600	5171	580 400	5699
75	3226.4	2904	487 750	4797	542 000	5312	596 200	5854



DIEPA B 40 (DIEPA D 1315)


Ordinary lay

DIEPA B 45 (DIEPA D 1315 C)

Lang lay



Nom. rope Ø inch	Metallic cross-section sq. foot	Nominal length mass lbs/foot	Minimum breaking force								
			Rope grade 1770 N/mm ²			Rope grade 1960 N/mm ²			Rope grade 2160 N/mm ²		
			kN	lbs	short tons 2000 lbs	kN	lbs	short tons 2000 lbs	kN	lbs	short tons 2000 lbs
3/16	125	0.067	16.0	3 500	1.79	17.7	3 900	1.98	18.8	4 200	2.11
1/4	222	0.120	28.5	6 300	3.19	31.5	7 000	3.54	33.4	7 400	3.74
5/16	347	0.187	44.5	9 900	4.97	49.3	11 000	5.53	52.2	11 700	5.85
3/8	499	0.270	64.1	14 300	7.18	70.9	15 900	7.97	75.2	16 800	8.43
7/16	680	0.367	87.2	19 500	9.77	96.5	21 600	10.85	102	22 900	11.47
1/2	888	0.479	114	25 500	12.75	126	28 300	14.18	134	29 900	14.99
9/16	1124	0.607	144	32 200	16.14	160	35 800	17.93	169	37 900	18.98
5/8	1387	0.749	178	39 800	19.93	197	44 300	22.16	209	46 800	23.43
3/4	1998	1.079	256	57 400	28.71	284	63 800	31.90	301	67 400	33.74
7/8	2719	1.468	349	78 100	39.08	386	86 800	43.42	409	91 800	45.93
1	3551	1.918	455	102 000	51.05	504	113 400	56.72	534	119 900	60.00
1 1/8	4495	2.427	576	129 200	64.61	638	143 500	71.79	676	151 800	75.94
1 1/4	5549	2.996	712	159 500	79.76	788	177 200	88.64	835	187 500	93.75
1 3/8	6714	3.626	861	193 000	96.53	954	214 500	107.25	1010	226 800	113.44
1 1/2	7990	4.315	1025	229 700	114.87	1135	255 200	127.64	1203	269 900	135.00
1 5/8	9377	5.064	1203	269 600	134.82	1332	299 500	149.79	1411	316 800	158.44
1 3/4	10876	5.873	1395	312 700	156.36	1545	347 400	173.73	1637	367 500	183.76
1 7/8	12485	6.742	1601	358 900	179.50	1773	398 800	199.44	1879	421 800	210.95
2	14205	7.671	1822	408 400	204.23	2018	453 800	226.92	2138	480 000	240.01
2 1/8	16036	8.660	2057	461 100	230.56	2278	512 300	256.17	2413	541 900	270.96
2 1/4	17978	9.709	2306	516 900	258.48	2553	574 400	287.20	2706	607 500	303.77
2 3/8	20031	10.817	2569	575 900	287.99	2845	639 900	320.00	3015	676 900	338.46
2 1/2	22195	11.986	2847	638 200	319.10	3152	709 100	354.57	3340	750 000	375.02
2 5/8	24470	13.214	3139	703 600	351.82	3475	781 800	390.91	3683	826 900	413.46
2 3/4	26856	14.503	3445	772 200	386.12	3814	858 000	429.04	4042	907 500	453.78



Number of load-bearing wires in the outer strands: 105

Total number of wires: 328 (up Ø 11 mm)

Calculated breaking force =
Minimum breaking force : Spinning loss factor

Fill factor - 0.6511
Spinning loss factor - 0.7800 at 1770 N/mm²
1960 N/mm²
0.7500 at 2160 N/mm²




DIEPA B 50 (DIEPA D 1315 Z) **DIEPA B 53** (DIEPA D 1315 ZP) Ordinary lay
DIEPA B 55 (DIEPA D 1315 CZ) **DIEPA B 58** (DIEPA D 1315 CZP) Lang lay



Nom. rope Ø inch	Metallic cross-section sq. foot	Nominal length mass lbs/foot	Minimum breaking force								
			Rope grade 1770 N/mm ²			Rope grade 1960 N/mm ²			Rope grade 2160 N/mm ²		
			kN	lbs	short tons 2000 lbs	kN	lbs	short tons 2000 lbs	kN	lbs	short tons 2000 lbs
3/16	137	0.074	18.8	4 200	2.11	20.8	4 600	2.34	22.4	5 000	2.51
1/4	244	0.132	33.4	7 400	3.74	37.0	8 300	4.16	39.8	8 900	4.46
5/16	381	0.206	52.3	11 700	5.85	57.9	13 000	6.50	62.2	13 900	6.98
3/8	548	0.296	75.2	16 800	8.42	83.3	18 700	9.37	89.6	20 100	10.05
7/16	746	0.403	102	22 900	11.47	113	25 400	12.74	122	27 300	13.69
1/2	974	0.526	134	29 900	14.99	148	33 300	16.66	159	35 700	17.88
9/16	1233	0.666	169	37 900	18.96	187	42 100	21.08	202	45 200	22.63
5/8	1522	0.822	209	46 800	23.42	231	52 000	26.03	249	55 800	27.94
3/4	2192	1.184	301	67 400	33.73	333	74 900	37.48	359	80 400	40.24
7/8	2984	1.611	410	91 800	45.91	454	102 000	51.01	488	109 500	54.77
1	3897	2.104	535	119 900	59.97	593	133 200	66.63	637	143 000	71.54
1 1/8	4932	2.663	677	151 800	75.90	750	168 600	84.34	807	181 100	90.55
1 1/4	6089	3.288	836	187 400	93.71	926	208 200	104.12	996	223 500	111.80
1 3/8	7368	3.979	1012	226 700	113.39	1120	251 900	125.99	1205	270 500	135.27
1 1/2	8768	4.735	1204	269 800	134.94	1333	299 800	149.93	1434	321 900	160.99
1 5/8	10291	5.557	1413	316 700	158.38	1565	351 900	175.98	1683	377 800	188.95
1 3/4	11935	6.445	1639	367 300	183.69	1815	408 200	204.10	1952	438 200	219.13
1 7/8	13701	7.399	1881	421 700	210.86	2083	468 500	234.29	2241	503 000	251.54
2	15588	8.418	2140	479 800	239.92	2370	533 100	266.58	2549	572 400	286.21
2 1/8	17598	9.503	2416	541 600	270.85	2676	601 800	300.94	2878	646 200	323.11
2 1/4	19729	10.654	2709	607 300	303.65	3000	674 700	337.38	3227	724 400	362.24
2 3/8	21982	11.871	3018	676 600	338.32	3342	751 800	375.92	3595	807 200	403.61
2 1/2	24356	13.153	3344	749 700	374.87	3703	833 000	416.53	3983	894 400	447.20
2 5/8	26853	14.501	3687	826 500	413.30	4083	918 400	459.23	4392	986 000	493.05
2 3/4	29471	15.915	4047	907 200	453.61	4481	1 008 000	504.00	4820	1 082 200	541.12
2 7/8	32211	17.395	4423	991 500	495.78	4898	1 101 700	550.86			
3	35073	18.940	4816	1 079 600	539.83	5333	1 199 600	599.81			
3 1/8	38057	20.552	5225	1 171 500	585.75	5786	1 301 600	650.83			
3 1/4	41162	22.229	5652	1 267 000	633.55	6258	1 407 800	703.94			
3 3/8	44390	23.971	6095	1 366 400	683.23	6749	1 518 200	759.13			
3 1/2	47739	25.780	6555	1 469 500	734.77	7258	1 632 800	816.41			
3 5/8	51209	27.654	7031	1 576 300	788.19	7786	1 751 500	875.77			
3 3/4	54802	29.594	7525	1 686 900	843.49	8332	1 874 400	937.21			
3 7/8	58516	31.600	8035	1 801 300	900.66	8897	2 001 400	1000.73			
4	62353	33.672	8561	1 919 300	959.70	9480	2 132 600	1066.33			
4 1/8	66310	35.809	9105	2 041 200	1020.62	10082	2 268 000	1134.01			
4 1/4	70390	38.012	9665	2 166 800	1083.42	10702	2 407 500	1203.79			
4 3/8	74592	40.281	10242	2 296 100	1148.08	11341	2 551 200	1275.64			
4 1/2	78915	42.616	10835	2 429 200	1214.61	11999	2 699 100	1349.58			
4 5/8	83360	45.016	11446	2 566 000	1283.03	12674	2 851 100	1425.59			

DIEPA B 50
DIEPA B 55

Rope grade 2160 N/mm² on request.



Number of load-bearing wires in the outer strands: 105

Total number of wires: 328 (up Ø 11 mm)

Calculated breaking force =
 Minimum breaking force : Spinning loss factor

Fill factor - 0.7145
 Spinning loss factor - 0.8350 at 1770 N/mm²
 1960 N/mm²
 0.8150 at 2160 N/mm²




DIEPA B 60
DIEPA B 65

DIEPA B 63
DIEPA B 68

Ordinary lay
Lang lay



Nom. rope Ø inch	Metallic cross-section sq. foot	Nominal length mass lbs/foot	Minimum breaking force								
			Rope grade 1770 N/mm ²			Rope grade 1960 N/mm ²			Rope grade 2160 N/mm ²		
			kN	lbs	short tons 2000 lbs	kN	lbs	short tons 2000 lbs	kN	lbs	short tons 2000 lbs
1/2	1001	0.560	139	31 100	15.60	154	34 600	17.33	166	37 200	18.61
9/16	1268	0.712	176	39 400	19.73	195	43 800	21.94	209	47 100	23.56
5/8	1565	0.877	217	48 700	24.36	241	54 100	27.07	259	58 100	29.08
3/4	2253	1.264	313	70 100	35.09	347	77 900	38.99	373	83 700	41.88
7/8	3067	1.720	427	95 500	47.76	472	106 100	53.06	508	113 900	57.00
1	4006	2.252	557	124 700	62.39	617	138 600	69.32	663	148 800	74.45
1 1/8	5070	2.846	704	157 900	78.96	780	175 400	87.74	840	188 400	94.22
1 1/4	6260	3.516	870	194 900	97.49	963	216 600	108.32	1036	232 600	116.34
1 3/8	7574	4.255	1053	235 900	117.96	1166	262 100	131.07	1253	281 500	140.76
1 1/2	9014	5.064	1253	280 700	140.39	1387	311 900	155.99	1493	335 000	167.53
1 5/8	10579	5.941	1470	329 500	164.76	1628	366 100	183.07	1751	393 200	196.62
1 3/4	12269	6.894	1705	382 100	191.08	1888	424 600	212.33	2031	456 000	228.02
1 7/8	14084	7.917	1957	438 700	219.37	2167	487 400	243.74	2331	523 500	261.76
2	16025	9.001	2226	499 100	249.59	2465	554 600	277.32	2653	595 600	297.83
2 1/8	18091	10.162	2514	563 500	281.77	2783	626 100	313.08	2995	672 400	336.22
2 1/4	20281	11.398	2818	631 700	315.89	3120	701 900	350.98	3358	753 900	376.95
2 3/8	22598	12.697	3140	703 900	351.96	3477	782 100	391.07	3741	839 900	420.00
2 1/2	25039	14.065	3479	779 900	389.98	3853	866 600	433.33	4146	930 700	465.37
2 5/8	27605	15.509	3836	859 900	429.96	4248	955 400	477.74	4570	1 026 100	513.08
2 3/4	30297	17.022	4210	943 700	471.89	4661	1 048 600	524.32	5016	1 126 100	563.10



Number of load-bearing wires in the outer strands: 105

Total number of wires: 328

Calculated breaking force =
Minimum breaking force : Spinning loss factor

Fill factor - 0.7357
Spinning loss factor - 0.8450 at 1770 N/mm²
1960 N/mm²
0.8250 at 2160 N/mm²



DIEPA B 70

DIEPA B 73

Ordinary lay

DIEPA B 75

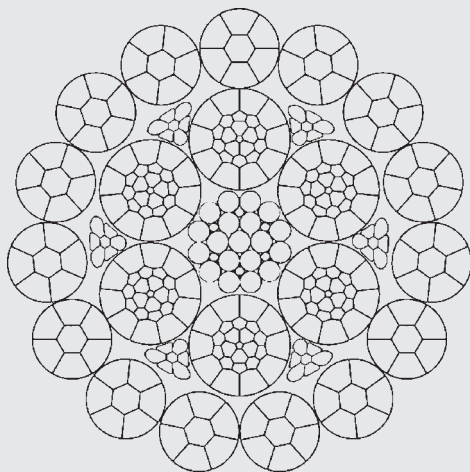
DIEPA B 78

Lang lay



Nom. rope Ø inch	Metallic cross-section sq. foot	Nominal length mass lbs/foot	Minimum breaking force								
			Rope grade 1770 N/mm ²			Rope grade 1960 N/mm ²			Rope grade 2160 N/mm ²		
			kN	lbs	short tons 2000 lbs	kN	lbs	short tons 2000 lbs	kN	lbs	short tons 2000 lbs
1/2	1029	0.587	146	32 800	16.41	162	36 400	18.23	175	39 100	19.57
9/16	1303	0.749	185	41 500	20.76	205	46 100	23.08	220	49 500	24.78
5/8	1609	0.926	228	51 200	25.63	254	56 900	28.48	272	61 100	30.59
3/4	2316	1.329	329	73 800	36.91	365	82 000	41.02	392	88 100	44.05
7/8	3153	1.810	449	100 400	50.25	497	111 600	55.82	534	119 900	59.96
1	4118	2.368	586	131 200	65.63	649	145 800	72.93	697	156 600	78.32
1 1/8	5212	2.997	741	166 100	83.06	821	184 600	92,31	884	198 200	99.12

NEW
extremely high breaking force



Number of load-bearing wires in the outer strands: 105

Total number of wires: 328

Calculated breaking force =
Minimum breaking force : Spinning loss factor

Fill factor - 0.7550


Spinning loss factor - 0.8450



DIEPA D 915 CZ Lang lay



Nom. rope Ø inch	Metallic cross-section sq. foot	Nominal length mass lbs/foot	Minimum breaking force					
			Rope grade 1770 N/mm ²			Rope grade 1960 N/mm ²		
			kN	lbs	short tons 2000 lbs	kN	lbs	short tons 2000 lbs
1/4	220	0.126	30.0	6 700	3.35	33.2	7 400	3.71
5/16	343	0.197	46.8	10 400	5.24	51.8	11 600	5.82
3/8	494	0.284	67.4	15 100	7.55	74.7	16 700	8.39
7/16	672	0.386	91.8	20 500	10.27	102	22 800	11.42
1/2	878	0.504	120	26 800	13.43	133	29 800	14.91
9/16	1112	0.638	152	33 900	17.00	168	37 700	18.88
5/8	1372	0.788	187	41 900	20.99	207	46 600	23.31
3/4	1976	1.135	270	60 400	30.23	299	67 100	33.58
7/8	2690	1.545	367	82 200	41.14	407	91 400	45.71
1	3513	2.018	479	107 400	53.74	531	119 400	59.71
1 1/8	4446	2.554	607	136 000	68.02	672	151 100	75.57
1 1/4	5489	3.153	749	167 900	83.97	830	186 600	93.31
1 3/8	6642	3.815	907	203 100	101.60	1004	225 700	112.90
1 1/2	7904	4.540	1079	241 800	120.92	1195	268 700	134.36



Number of load-bearing wires in the outer strands: 105

Total number of wires: 186

Calculated breaking force =
Minimum breaking force : Spinning loss factor

Fill factor - 0.6441

Spinning loss factor - 0.8300




DIEPA P 825
DIEPA S 321

Ordinary lay

Ordinary lay



Nom. rope Ø inch	Metallic cross-section sq. foot	Nominal length mass lbs/foot	Minimum breaking force								
			Rope grade 1770 N/mm ²			Rope grade 1960 N/mm ²			Rope grade 2160 N/mm ²		
			kN	lbs	short tons 2000 lbs	kN	lbs	short tons 2000 lbs	kN	lbs	short tons 2000 lbs
3/16	119	0.069	16.6	3 700	1.85	18.4	4 100	2.05	20.0	4 400	2.24
1/4	212	0.122	29.5	6 500	3.30	32.7	7 300	3.66	35.6	7 900	3.98
5/16	332	0.190	46.1	10 300	5.16	51.0	11 400	5.73	55.6	12 400	6.23
3/8	478	0.274	66.4	14 800	7.43	73.5	16 500	8.26	80.0	17 900	8.97
7/16	650	0.373	90.3	20 200	10.11	100	22 400	11.23	109	24 400	12.21
1/2	849	0.488	118	26 400	13.22	131	29 300	14.68	142	31 900	15.96
9/16	1074	0.617	149	33 400	16.72	165	37 100	18.58	180	40 400	20.21
5/8	1326	0.762	184	41 300	20.66	204	45 800	22.95	222	49 800	24.95
3/4	1910	1.097	265	59 400	29.74	294	66 000	33.05	320	71 800	35.92
7/8	2600	1.493	361	80 900	40.49	400	89 900	44.98	436	97 700	48.90
1	3396	1.950	472	105 700	52.88	522	117 500	58.76	569	127 700	63.87
1 1/8	4298	2.468	597	133 800	66.93	661	148 700	74.37	720	161 600	80.84
1 1/4	5306	3.048	737	165 200	82.63	816	183 600	91.82	889	199 600	99.80
1 3/8	6420	3.687	892	199 900	99.99	988	222 200	111.10	1076	241 500	120.77
1 1/2	7641	4.388	1062	237 900	118.99	1176	264 400	132.22	1280	287 400	143.73
1 5/8	8967	5.150	1246	279 300	139.66	1380	310 300	155.18	1502	337 300	168.68
1 3/4	10400	5.973	1445	323 900	161.97	1600	359 900	179.97	1743	391 200	195.63
1 7/8	11938	6.857	1659	371 800	185.94	1837	413 100	206.59	2000	449 100	224.58
2	13583	7.802	1887	423 100	211.56	2090	470 100	235.08	2276	511 000	255.51
2 1/8	15334	8.807	2131	477 600	238.84	2359	530 700	265.37	2569	576 800	288.45
2 1/4	17191	9.874	2389	535 500	267.76	2645	595 000	297.51	2881	646 700	323.39
2 3/8	19154	11.001	2661	596 600	298.34	2947	662 900	331.48	3209	720 600	360.32
2 1/2	21224	12.190	2949	661 100	330.57	3266	734 500	367.30	3556	798 500	399.25
2 5/8	23399	13.440	3251	728 900	364.45	3600	809 900	404.95	3921	880 300	440.18
2 3/4	25681	14.750	3568	799 900	399.99	3951	888 800	444.44	4303	966 100	483.09
2 7/8	28068	16.121	3900	874 300	437.18	4319	971 500	485.76	4703	1 056 000	528.01
3	30562	17.554	4247	952 000	476.03	4702	1 057 800	528.92	5121	1 149 800	574.93



Number of load-bearing wires in the outer strands: 152

Total number of wires: 321 (up Ø 15 mm)

Calculated breaking force =
Minimum breaking force : Spinning loss factor


Fill factor - 0.6226
Spinning loss factor - 0.8450 at 1770 N/mm²
1960 N/mm²
0.8350 at 2160 N/mm²



DIEPA PZ 371 Ordinary lay



Nom. rope Ø inch	Metallic cross-section sq. foot	Nominal length mass lbs/foot	Minimum breaking force								
			Rope grade 1770 N/mm ²			Rope grade 1960 N/mm ²			Rope grade 2160 N/mm ²		
			kN	lbs	short tons 2000 lbs	kN	lbs	short tons 2000 lbs	kN	lbs	short tons 2000 lbs
3/16	129	0.072	18.1	4 000	2.02	20.0	4 400	2.25	21.8	4 800	2.44
1/4	230	0.128	32.2	7 100	3.59	35.6	7 900	3.99	38.8	8 600	4.34
5/16	360	0.200	50.3	11 200	5.62	55.6	12 500	6.25	60.6	13 500	6.79
3/8	518	0.288	72.4	16 200	8.10	80.1	17 900	8.99	87.3	19 500	9.79
7/16	705	0.392	98.5	22 000	11.03	109	24 500	12.26	119	26 600	13.33
1/2	920	0.511	129	28 800	14.42	142	32 000	16.02	155	34 800	17.42
9/16	1165	0.647	163	36 400	18.23	180	40 500	20.27	196	44 000	22.03
5/8	1438	0.799	201	45 000	22.52	223	50 000	25.03	242	54 400	27.20
3/4	2071	1.151	289	64 800	32.44	321	72 000	36.03	349	78 300	39.18
7/8	2819	1.566	394	88 300	44.16	436	98 100	49.06	475	106 600	53.34
1	3682	2.046	515	115 300	57.67	570	128 100	64.09	621	139 300	69.67
1 1/8	4660	2.589	651	145 900	72.99	721	162 200	81.11	785	176 300	88.17
1 1/4	5752	3.196	804	180 200	90.12	890	200 200	100.13	970	217 700	108.85
1 3/8	6961	3.867	973	218 100	109.05	1077	242 300	121.16	1173	263 400	131.71
1 1/2	8284	4.603	1158	259 500	129.78	1282	288 400	144.20	1396	313 500	156.76
1 5/8	9722	5.402	1359	304 600	152.32	1505	338 400	169.24	1639	367 900	183.96
1 3/4	11275	6.265	1576	353 200	176.64	1745	392 500	196.28	1901	426 700	213.36
1 7/8	12943	7.192	1809	405 500	202.78	2003	450 600	225.31	2182	489 800	244.93
2	14726	8.182	2058	461 400	230.73	2279	512 700	256.36	2482	557 300	278.68
2 1/8	16625	9.237	2324	520 900	260.47	2573	578 800	289.41	2802	629 200	314.61
2 1/4	18638	10.356	2605	584 000	292.01	2885	648 900	324.46	3142	705 400	352.71
2 3/8	20766	11.538	2903	650 700	325.37	3214	723 000	361.52	3500	785 900	392.99
2 1/2	23010	12.785	3216	721 000	360.52	3561	801 100	400.58	3879	870 800	435.44
2 5/8	25368	14.095	3546	794 900	397.47	3926	883 200	441.63	4276	960 100	480.08
2 3/4	27842	15.470	3892	872 400	436.22	4309	969 300	484.69	4693	1 053 700	526.89
2 7/8	30431	16.908	4253	953 500	476.78	4710	1 059 500	529.75	5129	1 151 700	575.87
3	33134	18.410	4631	1 038 200	519.14	5128	1 153 600	576.83	5585	1 254 000	627.04
3 1/8	35953	19.977	5025	1 126 600	563.31	5565	1 251 700	625.90	DIEPA Z 371 Rope grade 2160 N/mm ² on request.		
3 1/4	38887	21.607	5435	1 218 500	609.27	6019	1 353 900	676.98			
3 3/8	41936	23.301	5861	1 314 000	657.05	6491	1 460 100	730.05			
3 1/2	45100	25.059	6304	1 413 200	706.62	6980	1 570 200	785.12			
3 3/4	51772	28.766	7236	1 622 300	811.16	8013	1 802 500	901.30			
3 7/8	55281	30.716	7727	1 732 200	866.14	8556	1 924 700	962.39			



Number of load-bearing wires in the outer strands: 56 (Ø 4–6 mm)
152 (Ø 7–14 mm)
208 (Ø 15–75 mm)

Total number of wires: 329 (up Ø 15 mm)

Calculated breaking force = Minimum breaking force : Spinning loss factor

Fill factor - 0.6750
Spinning loss factor - 0.8500 at 1770 N/mm²
1960 N/mm²
0.8400 at 2160 N/mm²



DIEPA H 40 (DIEPA SKZ 8)

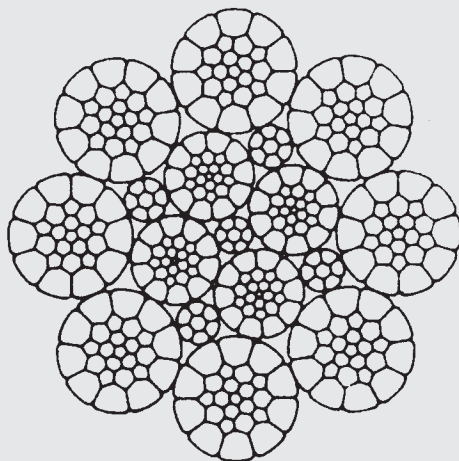
Ordinary lay

DIEPA H 43 (DIEPA SKZ 8 P)

Ordinary lay



Nom. rope Ø inch	Metallic cross-section sq. foot	Nominal length mass lbs/foot	Minimum breaking force								
			Rope grade 1770 N/mm ²			Rope grade 1960 N/mm ²			Rope grade 2160 N/mm ²		
			kN	lbs	short tons 2000 lbs	kN	lbs	short tons 2000 lbs	kN	lbs	short tons 2000 lbs
3/16	142	0.076	19.6	4300	2.19	21.7	4800	2.43	23.9	5300	2.68
1/4	252	0.135	34.9	7800	3.90	38.6	8600	4.33	42.5	9500	4.76
5/16	394	0.212	54.5	12100	6.10	60.3	13500	6.77	66.5	14900	7.45
3/8	568	0.305	78.4	17500	8.79	86.8	19500	9.77	95.7	21400	10.74
7/16	773	0.415	107	23900	11.96	118	26500	13.28	130	29200	14.62
1/2	1009	0.542	139	31200	15.62	154	34700	17.36	170	38100	19.09
9/16	1278	0.686	176	39500	19.78	195	43900	21.97	215	48300	24.17
5/8	1577	0.847	218	48800	24.42	241	54200	27.13	266	59600	29.84
3/4	2271	1.219	314	70300	35.16	347	78100	39.07	383	85900	42.98
7/8	3091	1.660	427	95700	47.85	473	106300	53.17	521	116900	58.50
1	4038	2.168	558	125000	62.51	618	138900	69.46	681	152800	76.40
1 1/8	5110	2.744	706	158200	79.11	782	175800	87.91	861	193300	96.69
1 1/4	6309	3.387	871	195300	97.69	965	217000	108.53	1063	238700	119.38
1 3/8	7634	4.099	1054	236300	118.19	1168	262600	131.33	1287	288900	144.46
1 1/2	9085	4.878	1255	281300	140.66	1390	312500	156.30	1531	343800	171.93
1 5/8	10662	5.725	1473	330100	165.08	1631	366800	183.42	1797	403500	201.76
1 3/4	12366	6.639	1708	382900	191.46	1891	425400	212.73	2084	468000	234.01
1 7/8	14195	7.621	1961	439500	219.79	2171	488400	244.21	2393	537200	268.63
2	16151	8.671	2231	500100	250.07	2470	555700	277.86	2722	611200	305.65
2 1/8	18233	9.789	2518	564500	282.30	2789	627300	313.67	3073	690000	345.04
2 1/4	20441	10.975	2823	632900	316.49	3127	703300	351.67	3446	773600	386.83
2 3/8	22775	12.228	3146	705200	352.65	3484	783600	391.82	3839	862000	431.01
2 1/2	25236	13.549	3486	781400	390.74	3860	868300	434.15	4254	955100	477.57
2 5/8	27823	14.938	3843	861500	430.79	4256	957300	478.65	4690	1053000	526.52
2 3/4	30536	16.395	4218	945500	472.80	4671	1050600	525.33	5147	1155700	577.86
2 7/8	33375	17.919	4610	1033500	516.76	5105	1148300	574.18	5626	1263100	631.60
3	36340	19.511	5020	1125300	562.67	5558	1250300	625.18	6126	1375400	687.71



Number of load-bearing wires in the outer strands: 56 (Ø 4–6 mm)
152 (Ø 7–15 mm)
208 (Ø 16–75 mm)

Total number of wires: 347 (up Ø 16 mm)

Calculated breaking force =
Minimum breaking force : Spinning loss factor

Fill factor - 0.7403
Spinning loss factor - 0.8400

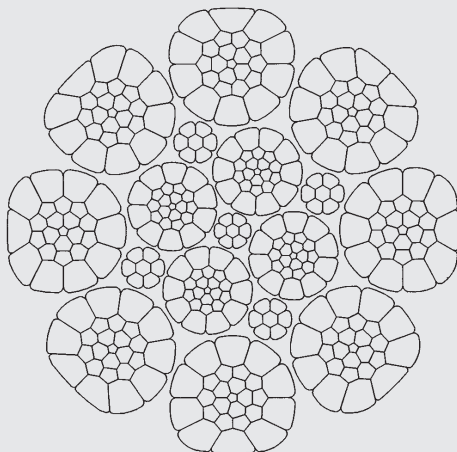


DIEPA H 50
DIEPA H 53

Ordinary lay
Ordinary lay



Nom. rope Ø inch	Metallic cross-section sq. foot	Nominal length mass lbs/foot	Rope grade 1770 N/mm ²			Rope grade 1960 N/mm ²			Rope grade 2160 N/mm ²		
			kN	lbs	short tons 2000 lbs	kN	lbs	short tons 2000 lbs	kN	lbs	short tons 2000 lbs
1/2	1044	0.587	147	32 800	16.45	163	36 500	18.28	176	39 500	19.75
9/16	1322	0.743	186	41 600	20.82	206	46 200	23.14	223	50 000	25.00
5/8	1632	0.917	229	51 400	25.72	254	57 100	28.57	275	61 700	30.88
3/4	2350	1.320	330	74 000	37.03	366	82 200	41.14	396	88 900	44.47
7/8	3199	1.797	450	100 800	50.41	498	112 000	56.01	539	121 000	60.53
1	4178	2.347	587	131 600	65.84	650	146 200	73.15	704	158 100	79.06
1 1/8	5288	2.971	743	166 600	83.32	823	185 100	92.58	891	200 100	100.06
1 1/4	6528	3.668	918	205 700	102.88	1016	228 600	114.31	1100	247 000	123.53
1 3/8	7899	4.438	1111	248 900	124.47	1230	276 600	138.31	1331	298 900	149.47
1 1/2	9400	5.282	1322	296 200	148.14	1463	329 200	164.61	1585	355 700	177.89
1 5/8	11032	6.199	1551	347 700	173.87	1718	386 300	193.18	1860	417 500	208.78
1 3/4	12795	7.189	1799	403 200	201.64	1992	448 000	224.04	2157	484 200	242.13
1 7/8	14688	8.253	2065	462 900	231.47	2287	514 300	257.20	Breaking force on request		
2	16712	9.390	2350	526 700	263.36	2602	585 200	292.64			



Number of load-bearing wires in the outer strands: 208

Total number of wires: 347

Calculated breaking force =
Minimum breaking force : Spinning loss factor

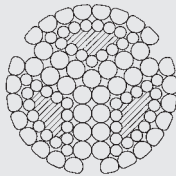
Fill factor - 0.7660
Spinning loss factor - 0.8550 at 1770 N/mm²
1960 N/mm²
0.8400 at 2160 N/mm²



Super 3 Ordinary lay



Nom. rope Ø mm	Metallic cross-section sq. foot	Nominal length mass lbs/foot	Minimum breaking force Rope grade 1960 N/mm ²		
			kN	lbs	short tons 2000 lbs
3/16	92	0.054	14.3	3 100	1.60
1/4	164	0.096	25.4	5 600	2.84
5/16	256	0.150	39.7	8 900	4.45
3/8	369	0.217	57.1	12 800	6.42
7/16	502	0.295	77.7	17 400	8.74
1/2	656	0.385	102	22 800	11.41
9/16	830	0.487	129	28 800	14.44
5/8	1025	0.602	159	35 600	17.84
3/4	1476	0.866	228	51 300	25.68
7/8	2009	1.179	311	69 900	34.96
1	2624	1.540	406	91 300	45.67
1 1/8	3321	1.949	514	115 600	57.80
1 1/4	4100	2.406	635	142 700	71.37
1 3/8	4961	2.911	768	172 700	86.35



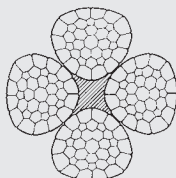
More details see page 33



Super 4 Ordinary lay



Nom. rope Ø inch	Metallic cross-section sq. foot	Nominal length mass lbs/foot	Rope grade 1770 N/mm ²			Rope grade 1960 N/mm ²			Rope grade 2160 N/mm ²		
			kN	lbs	short tons 2000 lbs	kN	lbs	short tons 2000 lbs	kN	lbs	short tons 2000 lbs
3/16	138	0.074	19.1	4 200	2.14	21.1	4 700	2.37	22.7	5 000	2.55
1/4	246	0.132	33.9	7 500	3.79	37.6	8 400	4.22	40.4	9 000	4.53
5/16	384	0.206	53.0	11 800	5.94	58.7	13 100	6.59	63.2	14 100	7.08
3/8	553	0.297	76.4	17 100	8.55	84.6	19 000	9.50	91.0	20 300	10.20
7/16	752	0.404	104	23 200	11.64	115	25 800	12.94	124	27 700	13.89
1/2	983	0.528	136	30 400	15.21	150	33 700	16.90	162	36 200	18.14
9/16	1244	0.668	172	38 500	19.26	190	42 700	21.40	205	45 900	22.97
5/8	1536	0.825	212	47 500	23.78	235	52 800	26.41	253	56 700	28.36
3/4	2211	1.187	305	68 400	34.24	338	76 000	38.03	364	81 600	40.84
7/8	3010	1.616	416	93 100	46.59	460	103 500	51.78	495	111 100	55.59
1	3931	2.111	543	121 700	60.87	601	135 200	67.63	647	145 200	72.62
1 1/8	4976	2.671	687	154 000	77.03	761	171 100	85.59	819	183 800	91.91
1 1/4	6143	3.298	848	190 200	95.11	940	211 300	105.67	1011	226 900	113.47
1 3/8	7433	3.991	1027	230 100	115.08	1137	255 700	127.87	1223	274 600	137.30




More details see page 35



DIEPA D 1200 Z Ordinary lay



Nom. rope Ø inch	Metallic cross-section sq. foot	Nominal length mass lbs/foot	Minimum breaking force								
			Rope grade 1770 N/mm ²			Rope grade 1960 N/mm ²			Rope grade 2160 N/mm ²		
			kN	lbs	short tons 2000 lbs	kN	lbs	short tons 2000 lbs	kN	lbs	short tons 2000 lbs
1/4	234	0.129	30.8	6 800	3.44	34.1	7 600	3.84	36.7	8 200	4.10
5/16	366	0.201	48.1	10 700	5.38	53.3	11 900	5.99	57.3	12 800	6.42
3/8	527	0.289	69.3	15 500	7.76	76.8	17 200	8.63	82.5	18 400	9.25
7/16	717	0.394	94.3	21 100	10.57	104	23 400	11.74	112	25 100	12.59
1/2	937	0.515	123	27 600	13.80	136	30 600	15.34	147	32 800	16.45
9/16	1186	0.651	156	34 900	17.47	173	38 800	19.41	186	41 600	20.82
5/8	1464	0.804	193	43 100	21.57	213	47 900	23.98	229	51 400	25.71
3/4	2108	1.158	277	62 100	31.07	307	69 000	34.52	330	74 000	37.03
7/8	2869	1.576	377	84 500	42.30	418	94 000	47.00	449	100 800	50.41
1	3747	2.059	493	110 400	55.25	546	122 700	61.39	586	131 600	65.84
1 1/8	4742	2.605	624	139 800	69.93	691	155 300	77.69	742	166 600	83.32
1 1/4	5855	3.217	770	172 600	86.33	853	191 800	95.92	916	205 700	102.88
1 3/8	7084	3.892	932	208 900	104.45	1032	232 100	116.06	1109	248 900	124.48
1 1/2	8431	4.632	1109	248 600	124.32	1228	276 200	138.13	1320	296 200	148.15
1 5/8	9895	5.436	1302	291 800	145.90	1441	324 200	162.12	1549	347 700	173.87



Number of load-bearing wires in the outer strands: 84 (Ø 6–14 mm)
204 (Ø 15–40 mm)

Total number of wires: 325 (up Ø 15 mm)

Calculated breaking force =
Minimum breaking force : Spinning loss factor

Fill factor - 0.6870
Spinning loss factor - 0.8000 at 1770 N/mm²
1960 N/mm²
0.7800 at 2160 N/mm²

**DIEPA D 1318 Z****DIEPA D 1318 ZP**

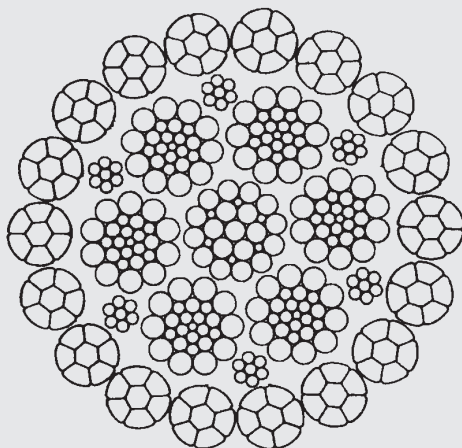
Ordinary lay

DIEPA D 1318 CZ**DIEPA D 1318 CZP**

Lang lay



Nom. rope Ø inch	Metallic cross-section sq. foot	Nominal length mass lbs/foot	Rope grade 1770 N/mm ²			Rope grade 1960 N/mm ²			Rope grade 2160 N/mm ²		
			kN	lbs	short tons 2000 lbs	kN	lbs	short tons 2000 lbs	kN	lbs	short tons 2000 lbs
1/4	256	0.144	32.8	7 300	3.67	36.4	8 100	4.08	39.6	8 800	4.43
5/16	400	0.225	51.3	11 400	5.74	56.8	12 700	6.38	61.8	13 800	6.93
3/8	576	0.324	73.9	16 500	8.28	81.8	18 300	9.19	89.0	19 900	9.99
7/16	784	0.440	101	22 500	11.25	111	25 000	12.51	121	27 100	13.59
1/2	1024	0.575	131	29 400	14.72	145	32 600	16.35	158	35 400	17.75
9/16	1296	0.728	166	37 200	18.62	184	41 300	20.69	200	44 900	22.46
5/8	1600	0.899	205	45 900	22.99	227	51 100	25.55	247	55 400	27.74
3/4	2304	1.294	295	66 200	33.11	327	73 500	36.79	356	79 900	39.96
7/8	3136	1.762	402	90 100	45.07	445	100 100	50.09	485	108 700	54.39
1	4096	2.301	525	117 700	58.87	582	130 800	65.42	633	142 000	71.03
1 1/8	5183	2.912	665	149 000	74.52	736	165 600	82.80	801	179 800	89.91
1 1/4	6399	3.596	821	183 900	92.00	909	204 400	102.23	989	222 000	111.00
1 3/8	7743	4.351	993	222 600	111.32	1100	247 300	123.69	1196	268 600	134.32
1 1/2	9215	5.178	1182	264 900	132.49	1309	294 400	147.20	1424	319 700	159.86
1 5/8	10815	6.077	1387	310 900	155.49	1536	345 500	172.76	1671	375 200	187.60
1 3/4	12543	7.047	1609	360 600	180.33	1781	400 700	200.37	1938	435 100	217.57
1 7/8	14398	8.090	1847	414 000	207.01	2045	460 000	230.02	2225	499 500	249.77
2	16382	9.205	2101	471 000	235.54	2327	523 400	261.71	2531	568 300	284.18
2 1/8	18494	10.391	2372	531 700	265.90	2627	590 800	295.44	2858	641 600	320.82
2 1/4	20734	11.650	2659	596 100	298.09	2945	662 400	331.22	3204	719 300	359.67
2 3/8	23102	12.980	2963	664 200	332.15	3281	738 000	369.04	3570	801 500	400.75
2 1/2	25597	14.382	3283	736 000	368.02	3636	817 800	408.91	3955	888 100	444.05
2 5/8	28221	15.857	3620	811 400	405.75	4008	901 600	450.83	4361	979 100	489.55
2 3/4	30973	17.403	3973	890 600	445.31	4399	989 500	494.79	4786	1 074 500	537.29



Number of load-bearing

wires in the outer strands: 108 (Ø 6–9 mm)

126 (Ø 10–70 mm)

Total number of wires: 355 (up Ø 10 mm)

Calculated breaking force =

Minimum breaking force : Spinning loss factor

Fill factor - 0.7509

Spinning loss factor - 0.7800 at 1770 N/mm²1960 N/mm²0.7700 at 2160 N/mm²

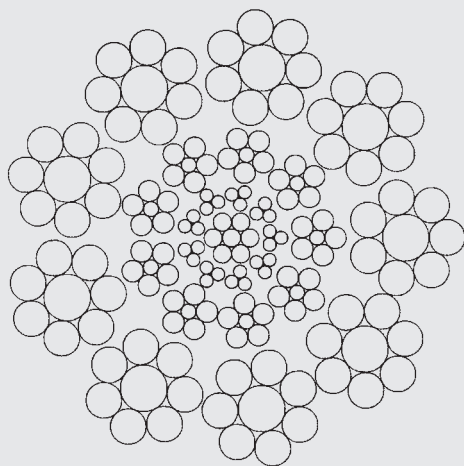


DIEPA K 114

Ordinary lay



Nom. rope Ø mm	Metallic cross-section sq. foot	Nominal length mass lbs/foot	Minimum breaking force					
			Rope grade 1770 N/mm ²			Rope grade 1960 N/mm ²		
			kN	lbs	short tons 2000 lbs	kN	lbs	short tons 2000 lbs
1/4	210	0.124	29.3	6 500	3.27	32.5	7 200	3.64
5/16	328	0.194	45.8	10 200	5.13	50.7	11 300	5.70
3/8	472	0.280	66.0	14 700	7.39	73.1	16 400	8.21
7/16	642	0.381	89.8	20 100	10.05	99.4	22 300	11.18
1/2	839	0.498	117	26 200	13.14	130	29 200	14.61
9/16	1062	0.630	148	33 200	16.62	164	36 900	18.49
5/8	1311	0.778	183	41 000	20.54	203	45 600	22.82
3/4	1888	1.120	264	59 100	29.57	292	65 700	32.86



Number of load-bearing wires in the outer strands: 63 (Ø 6 mm)
72 (Ø 7–20 mm)

Total number of wires: 160 (up Ø 7 mm)

Calculated breaking force =
Minimum breaking force : Spinning loss factor

Fill factor - 0.6154
Spinning loss factor - 0.8500



DIEPA PZ 299


Ordinary lay

DIEPA Z 299

Ordinary lay



Nom. rope Ø inch	Metallic cross-section sq. foot	Nominal length mass lbs/foot	Minimum breaking force								
			Rope grade 1770 N/mm ²			Rope grade 1960 N/mm ²			Rope grade 2160 N/mm ²		
			kN	lbs	short tons 2000 lbs	kN	lbs	short tons 2000 lbs	kN	lbs	short tons 2000 lbs
3/16	125	0.070	17.3	3 800	1.93	19.1	4 200	2.14	20.8	4 600	2.33
1/4	222	0.124	30.7	6 800	3.44	34.0	7 600	3.81	37.1	8 200	4.14
5/16	348	0.193	48.0	10 700	5.38	53.2	11 900	5.96	57.9	12 900	6.49
3/8	501	0.278	69.1	15 400	7.75	76.6	17 200	8.61	83.4	18 700	9.36
7/16	681	0.379	94.1	21 000	10.54	104	23 400	11.71	113	25 400	12.73
1/2	890	0.494	123	27 500	13.77	136	30 500	15.30	148	33 200	16.62
9/16	1126	0.626	156	34 800	17.43	172	38 700	19.37	188	42 000	21.04
5/8	1390	0.773	192	43 000	21.53	213	47 800	23.91	232	51 900	25.99
3/4	2002	1.112	277	61 900	31.00	306	68 800	34.44	333	74 800	37.43
7/8	2725	1.514	376	84 300	42.19	417	93 700	46.87	454	101 800	50.95
1	3559	1.978	492	110 200	55.10	544	122 400	61.22	593	133 000	66.55
1 1/8	4505	2.503	622	139 400	69.74	689	154 900	77.49	750	168 400	84.23
1 1/4	5562	3.090	768	172 200	86.11	851	191 300	95.67	926	207 900	103.99
1 3/8	6730	3.739	930	208 300	104.19	1029	231 500	115.76	1121	251 600	125.83
1 1/2	8009	4.450	1106	247 900	124.00	1225	275 500	137.78	1334	299 400	149.75
1 5/8	9399	5.222	1298	291 000	145.53	1438	323 300	161.69	1565	351 500	175.75
1 3/4	10901	6.057	1506	337 500	168.77	1667	375 000	187.53	1816	407 600	203.83
1 7/8	12514	6.953	1728	387 500	193.75	1914	430 500	215.28	2084	467 900	233.99
2	14238	7.911	1967	440 800	220.44	2178	489 800	244.94	2371	532 400	266.23
2 1/8	16073	8.931	2220	497 700	248.86	2458	553 000	276.51	2677	601 000	300.54
2 1/4	18020	10.012	2489	558 000	279.00	2756	620 000	310.01	3001	673 900	336.95
2 3/8	20077	11.156	2773	621 700	310.87	3071	690 800	345.41	3344	750 800	375.43



Number of load-bearing wires in the outer strands: 216

Total number of wires: 265

Calculated breaking force =
Minimum breaking force : Spinning loss factor


Fill factor - 0.6526
Spinning loss factor - 0.8400 at 1770 N/mm²
1960 N/mm²
0.8300 at 2160 N/mm²



DIEPA S 417 Ordinary lay



Nom. rope Ø inch	Metallic cross-section sq. foot	Nominal length mass lbs/foot	Minimum breaking force								
			Rope grade 1770 N/mm ²			Rope grade 1960 N/mm ²			Rope grade 2160 N/mm ²		
			kN	lbs	short tons 2000 lbs	kN	lbs	short tons 2000 lbs	kN	lbs	short tons 2000 lbs
3/16	127	0.072	18.0	4 000	2.02	20.0	4 400	2.23	21.0	4 600	2.35
1/4	227	0.127	32.0	7 100	3.58	35.5	7 900	3.99	37.3	8 300	4.18
5/16	354	0.199	50.1	11 200	5.61	55.5	12 400	6.23	58.3	13 000	6.53
3/8	510	0.286	72.1	16 100	8.07	79.8	17 900	8.97	83.9	18 800	9.41
7/16	694	0.390	98.1	21 900	10.99	109	24 400	12.21	114	25 600	12.81
1/2	906	0.509	128	28 700	14.35	142	31 900	15.96	149	33 400	16.73
9/16	1147	0.645	162	36 300	18.18	180	40 300	20.19	189	42 300	21.19
5/8	1416	0.796	200	44 800	22.44	222	49 800	24.93	233	52 300	26.16
3/4	2040	1.146	288	64 600	32.32	319	71 800	35.91	336	75 300	37.67
7/8	2776	1.560	393	88 000	44.00	435	97 700	48.89	457	102 500	51.27
1	3626	2.037	513	114 900	57.47	568	127 700	63.86	597	133 900	66.98
1 1/8	4589	2.578	649	145 400	72.74	719	161 600	80.82	755	169 500	84.77
1 1/4	5666	3.183	801	179 600	89.80	887	199 500	99.78	932	209 300	104.65
1 3/8	6855	3.852	969	217 300	108.66	1074	241 400	120.73	1128	253 200	126.64
1 1/2	8158	4.584	1154	258 600	129.32	1278	287 300	143.68	1342	301 400	150.71
1 5/8	9575	5.380	1354	303 500	151.78	1499	337 200	168.64	1576	353 700	176.88
1 3/4	11105	6.239	1570	352 000	176.03	1739	391 100	195.58	1827	410 200	205.13
1 7/8	12748	7.162	1803	404 100	202.06	1996	449 000	224.53	2098	470 900	235.50
2	14504	8.149	2051	459 800	229.91	2271	510 900	255.46	2387	535 800	267.94
2 1/8	16373	9.200	2315	519 000	259.55	2564	576 700	288.38	2694	604 900	302.47
2 1/4	18356	10.314	2596	581 900	290.99	2875	646 600	323.33	3021	678 200	339.10
2 3/8	20453	11.492	2892	648 400	324.21	3203	720 400	360.24	3365	755 600	377.84
2 1/2	22662	12.733	3205	718 400	359.24	3549	798 300	399.16	3729	837 300	418.65
2 5/8	24985	14.038	3533	792 100	396.07	3913	880 100	440.07	4111	923 100	461.57
2 3/4	27421	15.407	3878	869 300	434.69	4294	965 900	482.99	4512	1 013 100	506.57
2 7/8	29971	16.840	4238	950 200	475.10	4693	1 055 700	527.89	4932	1 107 300	553.67
3	32634	18.336	4615	1 034 600	517.32	5110	1 149 500	574.79	5370	1 205 700	602.87



Number of load-bearing wires in the outer strands: 56 (Ø 4–7 mm)
152 (Ø 8–75 mm)

Total number of wires: 310 (up Ø 16 mm)

Calculated breaking force =
Minimum breaking force : Spinning loss factor

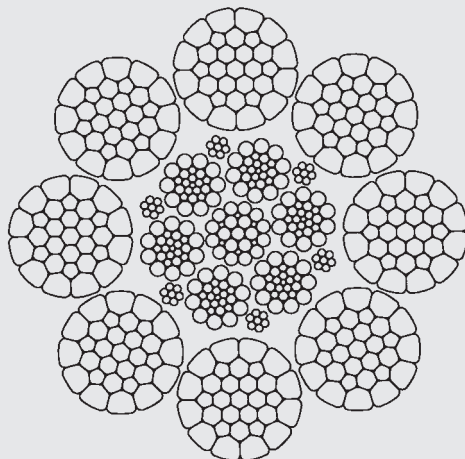
Fill factor - 0.6648
Spinning loss factor - 0.8600 at 1770 N/mm²
1960 N/mm²
0.8200 at 2160 N/mm²



DIEPA W 40 (DIEPA ZV 831) Ordinary lay



Nom. rope Ø inch	Metallic cross-section sq. foot	Nominal length mass lbs/foot	Minimum breaking force								
			Rope grade 1770 N/mm ²			Rope grade 1960 N/mm ²			Rope grade 2160 N/mm ²		
			kN	lbs	short tons 2000 lbs	kN	lbs	short tons 2000 lbs	kN	lbs	short tons 2000 lbs
5/8	1556	0.874	215	48 100	24.07	238	53 500	26.76	262	58 800	29.44
3/4	2241	1.259	309	69 300	34.68	343	77 000	38.54	378	84 700	42.39
7/8	3050	1.714	421	94 400	47.21	466	104 900	52.46	514	115 400	57.71
1	3983	2.238	550	123 300	61.66	609	137 000	68.52	671	150 700	75.38
1 1/8	5041	2.833	696	156 100	78.05	771	173 400	86.72	850	190 700	95.39
1 1/4	6224	3.497	860	192 700	96.35	952	214 100	107.07	1049	235 500	117.77
1 3/8	7531	4.231	1040	233 200	116.60	1152	259 100	129.55	1269	285 000	142.51
1 1/2	8962	5.036	1238	277 500	138.76	1371	308 300	154.18	1511	339 100	169.60
1 5/8	10518	5.910	1453	325 600	162.84	1609	361 900	180.95	1773	398 000	199.04
1 3/4	12199	6.854	1685	377 700	188.87	1866	419 700	209.86	2056	461 600	230.84
1 7/8	14003	7.868	1934	433 600	216.82	2142	481 800	240.91	2360	530 000	265.00
2	15933	8.952	2201	493 300	246.69	2437	548 100	274.10	2686	603 000	301.51
2 1/8	17987	10.106	2484	556 900	278.50	2751	618 800	309.44	3032	680 700	340.39
2 1/4	20165	11.330	2785	624 400	312.22	3084	693 800	346.92	3399	763 200	381.61
2 3/8	22468	12.624	3103	695 700	347.87	3437	773 000	386.53	3787	850 300	425.18
2 1/2	24895	13.988	3439	770 900	385.46	3808	856 500	428.30	4196	942 200	471.12
2 5/8	27447	15.422	3791	849 900	424.97	4198	944 300	472.19	4626	1 038 800	519.41
2 3/4	30123	16.925	4161	932 800	466.41	4607	1 036 400	518.22	5078	1 140 100	570.05
2 7/8	32924	18.499	4548	1 019 500	509.78	5036	1 132 800	566.42	5550	1 246 100	623.06
3	35849	20.143	4952	1 110 100	555.06	5483	1 233 400	616.74	6043	1 356 800	678.41



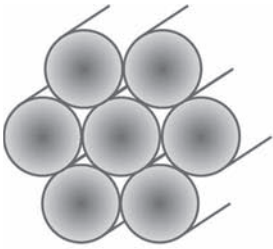
Number of load-bearing wires in the outer strands: 248

Total number of wires: 471

Calculated breaking force =
Minimum breaking force : Spinning loss factor

Fill factor - 0.7303

Spinning loss factor - 0.8400



Previous DIEPA Special Wire Ropes

Rotation resistant	Non-rotation resistant
DIEPA D 1918 Z	DIEPA SKF 8/9
DIEPA D 1918 Z-SO	DIEPA S 408
DIEPA D 2118	DIEPA S 408 N-SO
DIEPA D 2118 C	DIEPA S 417 C
DIEPA D 915 C	DIEPA P 826 C
DIEPA SKF 18	DIEPA N 825 CN
DIEPA D 156	DIEPA P 825 C
DIEPA D 180	DIEPA Gelb
DIEPA D 430	DIEPA Rot
DIEPA D 3615 C	DIEPALON
DIEPA DP 2218 Z	DIEPA S 625
DIEPA D 915	DIEPA N 625 CN
DIEPA D 1200	DIEPA S 268
DIEPA TK 209	DIEPA S 335
DIEPA TK 221	DIEPA SKZ 12
DIEPA TK 248	

Please contact us about availability or for alternative ropes.

General information about this catalogue

The technical data and cross sections of the ropes shown in this catalogue were the latest at time of printing.

Because of our continuous research and development, it could be possible that changes will occur.

Furthermore, we are in the position to manufacture special wire rope constructions to meet the requirements of our customers. These can be completely new type of ropes that could vary in diameter, breaking force or wire strength from those listed in this catalogue. In case of need please contact us.

If you need elevator ropes please request our special catalogue DIEPA Elevator Ropes.



DET NORSKE VERITAS

MANAGEMENT SYSTEM CERTIFICATE

Certificate No.: 52133-2009-AQ-GER-TGA

This is to certify that

Diepa®

**Drahtseilwerk Dietz
GmbH & Co. KG**

**Damaschkestr. 30
D - 96465 Neustadt bei Coburg**

has been found to conform to the Management System Standard

ISO 9001:2008

This certificate is valid for the following product or service ranges:

**Research, Development and Manufacturing of Special Wire Ropes,
Special wire Strands and Special components**

Initial Certification date:

16.06.2003

This certificate is valid until:

03.06.2012

*The audit has been performed under the
supervision of*

Kurt Pöschko
Lead Auditor

Place and date:

Essen, 04.06.2009

for the Accredited Unit:

DNV ZERTIFIZIERUNG UND UMWELTGUTACHTER GMBH



Nikolaus Kim
Management Representative

**DIEPA
Drahtseilwerk Dietz
GmbH & Co. KG**

Damaschkestraße 30
D-96465 Neustadt bei Coburg

Postfach 1167
D-96456 Neustadt bei Coburg

Phone +49 (0) 9568 924-0
Fax +49 (0) 9568 924-101

E-mail info@diepa.de
www.diepa.de

Rev. 11/10
(1500 – 11/10)